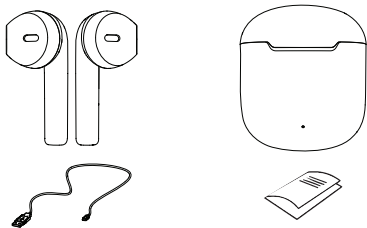


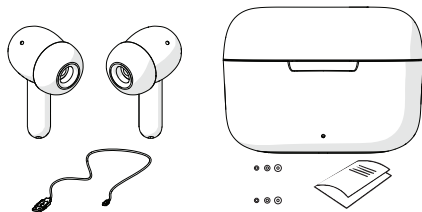


TW1 & TW2 QUICK-START GUIDE
INICIO RÁPIDO TW1 Y TW2

TW1



TW2



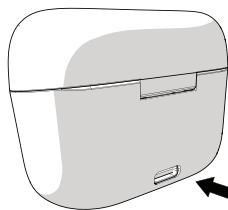
Scan here for owner's manual

Escanee aquí para manual del Propietario

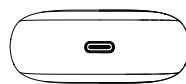


①

TW2



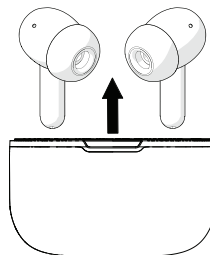
TW1



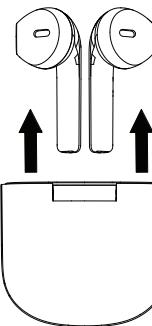
Charge | Carga
2.5 Hours | 2,5 Horas

②

TW2

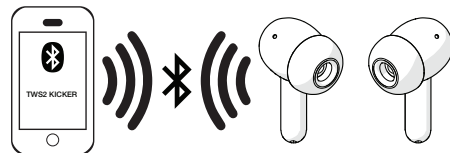


TW1

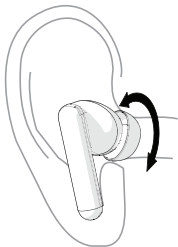


③

Select "TWS1 KICKER" or "TWS2 KICKER" to pair.
Seleccione "TWS1 KICKER" o "TWS2 KICKER" para emparejar.



4

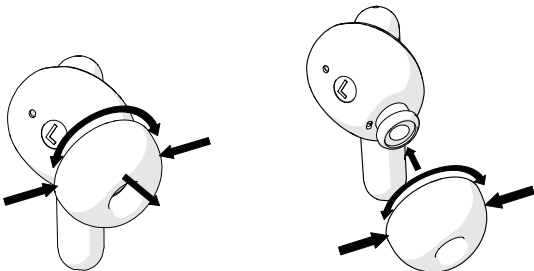


Insert earbud, and gently turn while pushing. If fitment is unsatisfactory, please try a different ear tip (TW2).

Insérte el auricular y gírelo suavemente mientras empuja. Si el accesorio no es satisfactorio, pruebe con una punta de oreja diferente (TW2).

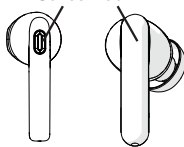


Squeeze and twist to remove tip (TW2).
Apriete y gire para quitar la punta. (TW2).



5

Touch Sensor
Sensor Tactil



See owner's manual for earbud reset instructions.

Consulte el manual del propietario para obtener instrucciones para restablecer el dispositivo.

On Encender Audio Phone Teléfono

x2 		
x3 		
2s 		
3s 		



FCC CAUTION

THIS DEVICE COMPLIES WITH PART 15 OF THE FCC RULES. OPERATION IS SUBJECT TO THE FOLLOWING TWO CONDITIONS:

(1) THIS DEVICE MAY NOT CAUSE HARMFUL INTERFERENCE, AND(2) THIS DEVICE MUST ACCEPT ANY INTERFERENCE RECEIVED, INCLUDING INTERFERENCE THAT MAY CAUSE UNDESIRABLE OPERATION.

ANY CHANGES OR MODIFICATIONS NOT EXPRESSLY APPROVED BY THE PARTY RESPONSIBLE FOR COMPLIANCE COULD VOID THE USER'S AUTHORITY TO OPERATE THE EQUIPMENT.

NOTE: THIS EQUIPMENT HAS BEEN TESTED AND FOUND TO COMPLY WITH THE LIMITS FOR A CLASS B DIGITAL DEVICE, PURSUANT TO PART 15 OF THE FCC RULES. THESE LIMITS ARE DESIGNED TO PROVIDE REASONABLE PROTECTION AGAINST HARMFUL INTERFERENCE IN A RESIDENTIAL INSTALLATION. THIS EQUIPMENT GENERATES USES AND CAN RADIATE RADIO FREQUENCY ENERGY AND, IF NOT INSTALLED AND USED IN ACCORDANCE WITH THE INSTRUCTIONS, MAY CAUSE HARMFUL INTERFERENCE TO RADIO COMMUNICATIONS. HOWEVER, THERE IS NO GUARANTEE THAT INTERFERENCE WILL NOT OCCUR IN A PARTICULAR INSTALLATION. IF THIS EQUIPMENT DOES CAUSE HARMFUL INTERFERENCE TO RADIO OR TELEVISION RECEPTION, WHICH CAN BE DETERMINED BY TURNING THE EQUIPMENT OFF AND ON, THE USER IS ENCOURAGED TO TRY TO CORRECT THE INTERFERENCE BY ONE OR MORE OF THE FOLLOWING MEASURES:

-REORIENT OR RELOCATE THE RECEIVING ANTENNA.

-INCREASE THE SEPARATION BETWEEN THE EQUIPMENT AND RECEIVER.

-CONNECT THE EQUIPMENT INTO AN OUTLET ON A CIRCUIT DIFFERENT FROM THAT TO WHICH THE RECEIVER IS CONNECTED.

-CONSULT THE DEALER OR AN EXPERIENCED RADIO/TV TECHNICIAN FOR HELP.

FCC ID: RGR-BTLREMAA

RF WARNING FOR MOBILE DEVICE:

THIS EQUIPMENT COMPLIES WITH FCC RADIATION EXPOSURE LIMITS SET FORTH FOR AN UNCONTROLLED ENVIRONMENT. THIS EQUIPMENT SHOULD BE INSTALLED AND OPERATED WITH MINIMUM DISTANCE 20CM BETWEEN THE RADIATOR & YOUR BODY.

FCC ID: RGR-KTWS1

FCC ID: RGR-KTWS2



CONFORMS TO
ANSI/UL STD. 60665
CERTIFIED TO
CANICSA STD.
C22.2 No.60665



SDstillwaterdesigns

TWS-20230921-D

