

# 2024 KICKER®









14

PRO CLASS

- > SOLO X SUBWOOFERS / ENCLOSURES
- > WARHORSE AMPLIFIERS / ACCESSORIES
- > ST-SERIES SPEAKERS

28

AMPLIFIERS

- > LX-SERIES AMPLIFIERS
- > KEY TECHNOLOGY
- > KEY500.1 SMART MONO AMPLIFIER
- > KEY200.4 SMART 4-CH AMPLIFIER
- > KEYLOC SMART LINE-OUT CONVERTER
- > CX-SERIES AMPLIFIERS
- > KPX COMPACT AMPLIFIERS
- > PXA WATERPROOF AMPLIFIERS

50

SUBWOOFERS / ENCLOSURES

- > L7S SQUARE SUBS
- > L7S ENCLOSURES
- > L7R SQUARE SUBS
- > QL7R12 QUAD BOX
- > L7R ENCLOSURES
- > L7T THIN SQUARE SUBS
- > DUAL L7T TRUCK-SPECIFIC
- > L7T DOWN-FIRING ENCLOSURES
- > L7T THIN ENCLOSURES
- > HIDEAWAY COMPACT
- > COMPQ SUBS
- > COMPVX SUBS
- > COMPR SUBS
- > TB-SERIES SUB SYSTEMS
- > COMPR ENCLOSURES
- > COMPT THIN SUBS
- > PTRTP POWERED DOWN-FIRING ENCLOSURES
- > TRTP DOWN-FIRING THIN ENCLOSURES
- > COMPT THIN ENCLOSURES
- > KBRW REFLEX PASSIVE
- > COMPVR SUBS
- > COMPVR ENCLOSURES
- > COMPT THIN SUBS
- > COMPT DOWN-FIRING THIN ENCLOSURES
- > COMPC SUBS
- > COMPC ENCLOSURES
- > COMP SUBS
- > COMP DOWN-FIRING ENCLOSURES
- > COMP ENCLOSURES
- > ALL DOWN-FIRING ENCLOSURES

114

GRILLES / SPEAKER RINGS

- > MESH GRILLES
- > LED SQUARE GRILLES
- > STAR SQUARE GRILLES
- > STAR ROUND GRILLES
- > COMPR ROUND GRILLES
- > KLSR LED SPEAKER RINGS

118

SPEAKERS

- > KS-SERIES 3-WAY COMPONENTS
- > KSS269 COMPONENTS
- > KS-SERIES COMPONENTS
- > CS-SERIES COMPONENTS
- > KS-SERIES COAXIALS & 3-WAY
- > CS-SERIES COAXIALS & 3-WAY
- > DS-SERIES COAXIALS & 3-WAY
- > KSMT DUAL-POD
- > KS-SERIES TWEETERS
- > CS-SERIES TWEETERS

144

ACCESSORIES

- > POWER KITS
- > INTERCONNECTS
- > WIRE
- > BRASS
- > FUSES

150

INTEGRATE

- > KISLOAD2/KISLOAD4 INTERFACES
- > KISLOC2/KISLOC LINE-OUT CONVERTERS

152

MARINE

154

POWERSPORTS




# IMAGINATION

**KICKER®**  
**TECH**




FROM THE BEGINNING, KICKER HAS BEEN BASED UPON INNOVATION, FROM THE WORLD'S FIRST FULL-RANGE SPEAKER ENCLOSURE TO THE MOST MODERN AMPLIFIERS, SUBWOOFERS AND SPEAKERS ON THE MARKET.

# INNOVATION




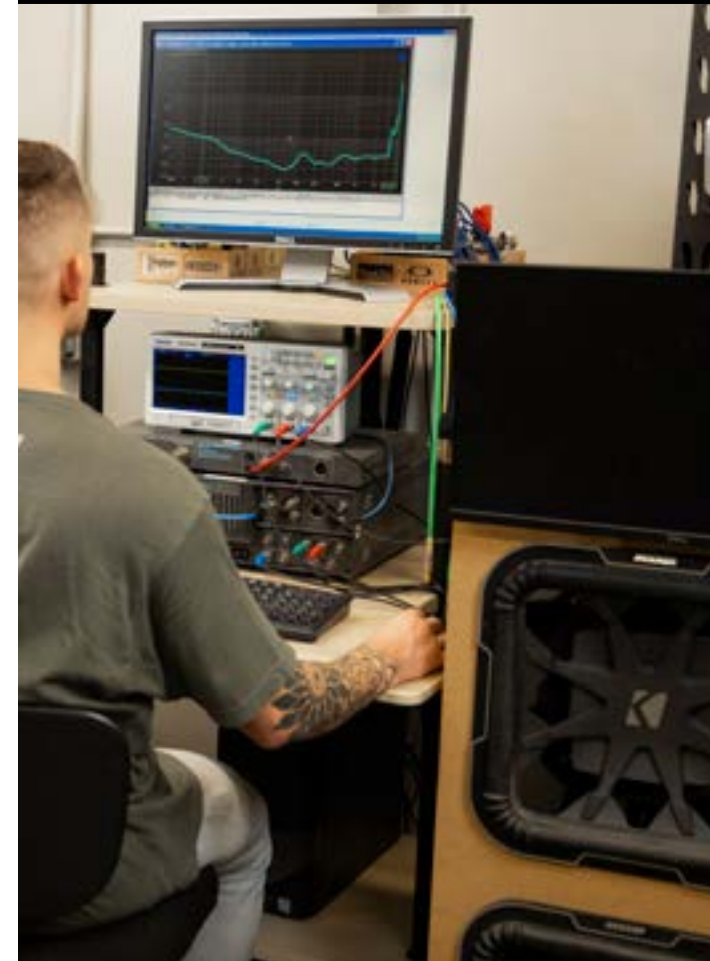


# DESIGNED & ENGINEERED



**KICKER PRODUCTS ARE DESIGNED, CREATED, ENGINEERED, TESTED AND VERIFIED FROM THE COMPANY'S STILLWATER, OKLAHOMA HEADQUARTERS.**

# TESTED FOR QUALITY



**MORE THAN 30 ACOUSTIC, MECHANICAL, ELECTRICAL AND QUALITY-CONTROL ENGINEERS IN SIX INDEPENDENT LABS WORK TIRELESSLY IN A 12,000 SQUARE-FOOT FACILITY. USING LAB-GRADE TOOLS FROM KLIPPEL™, AUDIO PRECISION® AND OTHERS, WE BRING YOU PRODUCTS THAT LIVE UP TO OUR RIGOROUS STANDARDS OF QUALITY AND RELIABILITY. ONLY THEN DO WE SAY THEY ARE WORTHY OF YOUR EARS – AND OF THE KICKER NAME.**



# UNMATCHED PRECISION



TIMING FORCED OUR HAND, AND WE TOOK IT FROM THERE. UNMASKED LIVE! AND ITS BI-WEEKLY ADAPTATION HAS BECOME MUST-WATCH VIDEO STREAMING TWICE A MONTH FOR CAR-AUDIO ENTHUSIASTS, BROUGHT ON BY THE ORIGINAL EVENT THAT OCCURRED IN 2020. FOUR YEARS IN (AND COUNTING), EVERY OTHER TUESDAY EVENING FANATICS CAN LEARN ABOUT MOBILE AUDIO AND THE LATEST KICKER PRODUCTS AND INNOVATIONS.







SoloX® L7X18



SoloX® L7X18



DL7TDF12 Down-Firing Enclosure



SoloX Dual Unloaded Enclosure



SoloX Single Unloaded Enclosure



LX-Series Amplifiers



LX-Series Amplifier Controllers







CompVR Loaded Enclosures



CompVR Subwoofers



CompVT Subwoofers



NEW FOR  
2015



CompVT Down-Firing Wedge Enclosures



KBTR Bluetooth Receiver



Steel Mesh Grilles for Square and Round Subwoofers



DBRC Dual Bass Remote



Dual Terminal Cup



# PRO-CLASS

**WE BELIEVE BASS SHOULD BE BETTER THAN JUST “LOUD.” IT SHOULD HIT YOU IN THE CHEST AND TAKE YOUR BREATH AWAY. IT SHOULD BE CLEAN, CRISP AND SHOCKING - AND IT SHOULD LAST ALL DAY, NO MATTER HOW HIGH YOU CRANK THE VOLUME. KICKER’S IN-HOUSE ENGINEERING TEAM USES 10 ELECTRIC, ACOUSTIC, AND QUALITY ASSURANCE LABS TO BUILD EVERYTHING FROM THE GROUND UP - DESIGNING, TESTING AND MERCILESSLY TORTURING EVERY PRO-CLASS PRODUCT.**

**THIS IS ART OF COMBINING EFFICIENCY, DURABILITY... AND RAW, SEETHING POWER.**

**KICKER PRO-CLASS WAS BUILT TO A DIFFERENT STANDARD. THE ULTIMATE STANDARD.**

**WELCOME TO KICKER PRO-CLASS.**



Photo courtesy of NotStock Photography



Photos courtesy of NotStock Photography



# SOLO X<sup>®</sup> L7X<sup>™</sup> FERRITE COMPETITION SUBWOOFERS



The legend returns! KICKER's Solo-Baric<sup>®</sup> L7X<sup>™</sup> brings new technology and unprecedented performance to bassheads everywhere. Offering next-level thermal management and tremendous power handling capabilities, the L7X features a massive ferrite motor, surrounding a hyper-extended pole piece for even better heat dissipation and a larger, more linear magnetic field.

The large Santoprene surround features KICKER's patented ribbed corners, facilitating a stable base for KICKER's signature square double-pressed pulp cone to travel at extremely high excursion. With 20 percent more cone area, the square L7X 12-inch comes close to the cone area of a 14-inch round speaker.

KICKER's continuous Forced-Air Cooling system increases the reliability of the SoloX by fighting one of the most common reasons for subwoofer failure – heat. As the cone moves forward, air is pulled into the gap and over the voice coil via specially made ports under the magnet, bathing the coil in fresh air. As the subwoofer moves downward, the air under the dust cap is propelled back over the copper-clad aluminum voice coil and pole piece, pushing hot air out through the ports. The cycle of hot-air-out-cool-air-in is repeated thousands of times per minute as the subwoofer plays.

The SoloX also features four unique terminals per DVC subwoofer. A single, spring-loaded 8 AWG terminal sits beneath dual 8 AWG terminal blocks, affixed with set screws. A superior option to direct lead connections, the voice coil receives increased voltage flow, thanks to full contact with the surface area of the terminal. The ergonomic “tri-wire” terminal also makes complicated series or parallel wiring more easily accomplished, eliminating the need to force multiple wires into a single terminal.



L7X18



L7X15

L7X12



FORCED-AIR  
COOLING

## POWER POINTS

- Get the SoloX in a massive new 18-inch
- Extreme, continuous power handling
- Innovative Forced-Air Cooling<sup>™</sup> for playing louder longer
- Field-replaceable cone assembly (sold separately)

speaker size: in, cm . power handling: watts RMS . impedance: Ohms . Power handling assumes typical music program with minimal clipping; varies with enclosure size. See your KICKER dealer for complete details. Based on measurements of 4Q models.

L7X18: SIZE: 18, 46	POWER: 2000	IMPEDANCE: 1 or 2 DVC
L7X15: SIZE: 15, 38	POWER: 2000	IMPEDANCE: 1 or 2 DVC
L7X12: SIZE: 12, 30	POWER: 2000	IMPEDANCE: 1 or 2 DVC
L7X10: SIZE: 10, 25	POWER: 2000	IMPEDANCE: 1 or 2 DVC

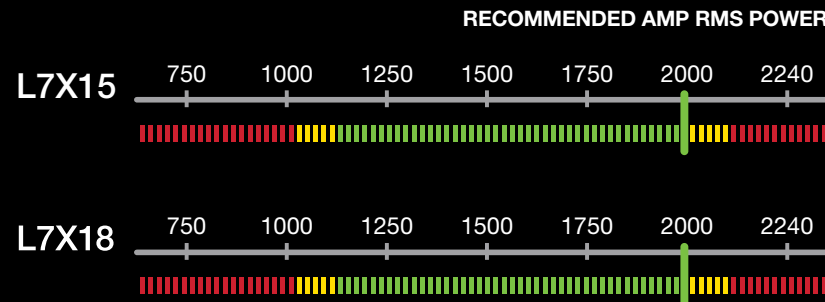
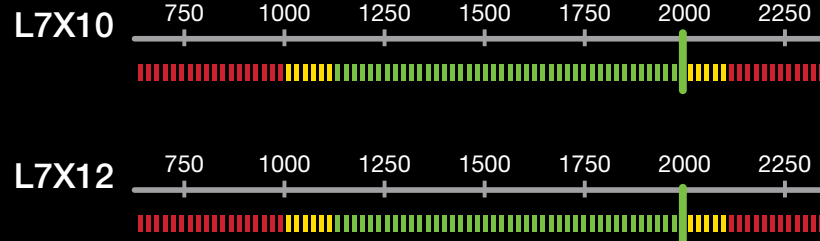


*“The concept of the new SoloX is to take it to the next level. It is designed with very tight tolerances. It has more power, more stroke, more xmax and still has a field-replaceable cone. This new design allows the SoloX to be extremely loud, but also be extremely musical.”*

– KICKER President Steve Irby



## KICKER POWER METER



## NEVER STOP THE MUSIC

### L7XRK RECONE KIT

Using a unique surround compression system and bolt-on spider landing, the L7X recone kit gets you from blown to bumpin' in minutes!

What normally takes hours (or longer) for a professional to achieve can be done anywhere - by anyone - with the innovative design of KICKER's glueless, high-speed recone kit.

## POWER POINTS

- Pre-Assembled Cone, Spider Pack & Voice Coil
- No Gluing Necessary
- Alignment Shims Included
- 1 or 2 Ohm DVC Kits Available
- Get the SoloX in a Massive New 18-Inch



L7X Recone Kit





# SOLOX UNLOADED ENCLOSURES

It's a KICKER first, and only KICKER can provide the factory-tuned bulk to house SoloX!

We're talking about L7X Unloaded Enclosures for the 12-inch L7X Subwoofer – rock solid and ready for a pounding. There's the Single, forward-firing enclosure (single terminal cup) or the Dual, up-firing enclosure (two terminal cups), both made from strong birch plywood with double-layered baffles and back walls. Each tuned at 31Hz for max SPL output at the most desired frequency, SoloX L7X12 Unloaded Enclosures include extensive internal bracing and a huge, front-facing flared port for controlled air velocity.

	DUL7X12 Dual	VUL7X12 Single
Height (in, cm)	18-13/16, 47.8	35-13/16, 91
Depth (in, cm)	29-1/2, 75	19-1/8, 48.5
Width (in, cm)	37, 94	16-3/4, 42.5
Weight (lbs, kg)	110, 49.9	62, 28.1



DUL7X12



VUL7X12







## SOLO X ORIGINS

There's a reason we compete. The ceaseless drive to learn, improve and ultimately – to win – is indelibly woven into KICKER's DNA.

KICKER rode the wave of car-audio fandom. We watched the KICKER Competition Group collect a seemingly endless streak of awards, earning trophy after trophy - championship after championship. Those were heady days... and the ride wasn't nearly over.

After making a limited-run version of the Solo-Baric® L7® square subwoofer for the Gates Bronco, a groundbreaking idea began to form – we can create something bigger. Something better, for competitors and daily-driver bassheads alike.



## > FAST FORWARD TO 2013.

As social media became increasingly popular, we learned that the basshead community was not only alive, but as passionate as ever. We experimented with ideas, threw them away and made something better. We scoured social-media discussion groups, looking for every burp, demo and hair trick we could find. We asked elite competitors their opinions, and then, during our first live virtual event, we unveiled it online to a record-breaking number of viewers.

## WE INVITE YOU TO EXPERIENCE THE LEGEND FOR YOURSELF, FOR ONE REASON – WE MADE IT BETTER.





# WARHORSE AMPLIFIERS

Warhorse amplifiers were born to compete. Built to run extremely hard all day and night, these ultra high-power amps are the product of years of research in the lanes - and the lab. Every aspect of the Warhorse line was re-assessed and re-imagined, then tortured mercilessly to ensure performance and the pinnacle of reliability, from the layout of the board to the rails to the Tiffany RCA connectors, everything about these amps will make a basshead smile from ear to ear. All this technology means big power, but don't forget big reliability! This no-holds-barred power plant is 100% KICKER quality, which means it passes every test for noise rejection, THD tolerances, frequency response, and of course — power output. This is the full package!

The KICKER Warhorse 3600.1 was built in the spirit of its revolutionary predecessor. This full-bridge, one-ohm stable amplifier features dual 1/0 power and ground connections, 4 AWG speaker terminals, and quad microprocessor-controlled cooling fans for fast, accurate, quiet cooling when you need it. Press the Competition Mode button, and never worry about gain matching multiple amplifiers again.

The WXA1000.4 is a full-range beast in its own right. Rated at 250x4 at four Ohms and 450x4 at 2 Ohms, this amp features 8 AWG speaker outputs. This amp is more than ready to run a massive multi-speaker door setup in even the loudest competition vehicle.

With the WXA3600.1 you get two additional accessories for ultimate control: a dedicated Bass Knob and a feature-filled Diagnostic Display. The Display is your real-time status center, including voltage (including max hold for hi/lo), amp temperature, power supply protection, and speaker current overload.

all power listed in watts per channel . dimensions in in, cm

## MONO:

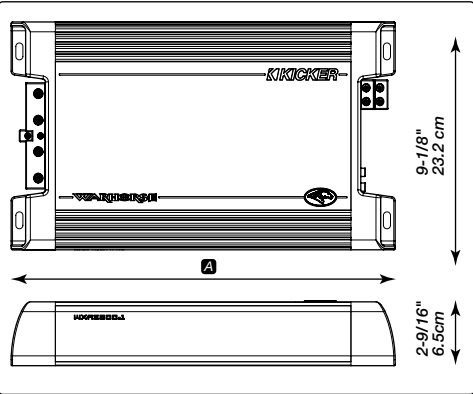
WXA3600.1:	POWER 1Ω MONO: 3600	POWER 2Ω MONO: 2500
	POWER 4Ω MONO: 1400	DIM A: 15-3/8, 39.1
	WXARC REMOTE AND DIAGNOSTIC TOOL INCLUDED	

## MULTI-CHANNEL

WXA1000.4:	POWER 2Ω STEREO: 450 x 4	POWER 4Ω STEREO: 250 x 4
	POWER 4Ω BRIDGED MONO: 900 x 2	DIM A: 15-3/8, 39.1
	DIAGNOSTIC TOOL INCLUDED	

## POWER POINTS

- > Competition-level amplification
- > Extreme reliability under heavy use
- > Diagnostic display included



WXA3600.1



Photo courtesy of NotStock Photography



WXA1000.4



AMPLIFIERS COME WITH  
HEAVY-DUTY DIAGNOSTIC TOOL



PREMIUM BASS-LEVEL  
REMOTE CONTROL INCLUDED  
WITH MONO AMP



## COMPETITION MODE — WHAT IT DOES

- Bypasses the input gain control knob and sets the input sensitivity to 4V RMS.
- Bypasses the low-pass filter frequency adjustment and locks the low-pass crossover to 200Hz @ 24dB/octave.
- Changes the cooling fan operation by applying a more aggressive fan curve to reduce increased heat produced during play for long periods at high power output
- Softens the over-current output protection so the amplifier is less likely to shut off on brief, high-output bursts on low impedance loads.





Photo courtesy of NotStock Photography

## WARHORSE ACCESSORIES

These high-power distribution options join the KICKER Warhorse family, including a side/top post battery terminal, a six-position battery terminal with 5/16" studs for power or ground, as well as two and four position distribution blocks. Clear injection-molded plastic covers sit on top.

A universal bass knob and twenty-foot spools of 1/0 AWG power and ground wire complete the set. Everything is emblazoned with KICKER's signature Warhorse logo, so everyone knows you've come to get loud!

### POWER POINTS

- > Nickel-plated brass
- > Ready for multi-amp configuration
- > Matching Warhorse logos



BATTERY TERMINAL



BATTERY TERMINAL



FUSED DISTRIBUTION BLOCK



ZERO GAUGE POWER WIRE



UNIVERSAL LEVEL CONTROL

Photo courtesy of NotStock Photography



# ST-SERIES PA-STYLE MIDRANGE SPEAKERS

Made with KICKER’s signature square design, the ST “Street”-Series is perfect for competition-level SPL systems. Engineered to be loud and exceptionally clear, our ST-Series of midbass/midrange PA drivers are perfect for balancing the instruments and voices with large, high-output subwoofers in your system.

Armed with extraordinarily smooth output across a wide acoustic range, these seven and nine-inch ST pro-audio drivers are voiced specifically for clear, clean music without harshness, even with extremely high output levels. Featuring pressed pulp cones, treated cloth surrounds and heavy ferrite magnets, the Street Series woofers deliver big volume with high sensitivity and up to 300 watts RMS\* power handling.



ST9MR

# ST-SERIES BULLET TWEETERS

You want clean, clear vocals – no matter how loud the bass is. KICKER’s Street-Series Bullet Tweeters are the answer. Perfect for competition-level SPL systems, these tweeters deliver smooth, loud detail to cut through bass like a knife through butter.

Install them flush or use the included trim bezel to surface-mount almost anywhere! Field-replaceable rebuild kits available and sold separately.



Photo courtesy of NotStock Photography

## POWER POINTS

- > Custom-designed by KICKER engineers with extreme power handling and efficiency
- > Made for competition-level SPL systems
- > Tweeter uses horn-reinforced aluminum diaphragm for ultimate output
- > Field-replaceable voice-coil assembly available for tweeter

speaker size: in, mm . power handling: watts RMS . frequency response in Hz . Power handling assumes typical music program with minimal clipping. See your KICKER dealer for complete details. Based on measurements of 4Ω models.

MIDRANGES				
ST7MR:	SIZE: 7, 180	POWER: 250	IMPEDANCE: 4 or 8	FREQ: 80-7.5k
ST9MR:	SIZE: 9, 230	POWER: 300	IMPEDANCE: 4 or 8	FREQ: 80-5.5k
BULLET TWEETERS				
ST3TW:	SIZE: 1, 25	POWER: 50		FREQ: 3.5k-20k
ST4TW:	SIZE: 1-1/2, 38	POWER: 50		FREQ: 3k-20k

## RECONE KITS AVAILABLE FOR THE BULLET TWEETERS





# AMPLIFIERS

KICKER AMPLIFIERS ARE THE MARRIAGE OF PURE POWER AND SPACE-AGE INNOVATION. THE MOST FLEXIBLE, INTELLIGENT AMPS ON THE PLANET HAVE ONE NAME ON THEM: KICKER.





LX-SERIES PREMIUM AMPLIFIERS



KICKER introduces its newest flagship amplifier, the LX-Series, which has been designed from the ground up to serve the needs of car-audio systems requiring premium amplification, high power, system design flexibility, DSP-powered features, and the ability to control it all remotely. Our aim was to make the LX-Series a perfect marriage of SQL design and high-powered output, utilizing feedback from the industry to deliver the most requested features while maintaining the highest performance possible. LX consists of seven amp models:

- Four monoblock amps ranging from 850W to 3000W, 1-Ohm stable and with feature-laden remote bass control (LXRC)
- A 4-channel amplifier, 5-channel hybrid with sub section, and 7-channel hybrid with sub section
- All multi-channel amplifiers are bridgeable and come with a wired control center (LXCC)
- LXCC allows complete fine-tuning and control of the multi-channel amps, including:
  - DSP-controlled options like gain-trim, LED output clip indication, selectable crossover type and slopes, variable crossover ranges, KickEQ+™ parametric bass boost (those with mono channels)
- All seven come with FIT+ technology, accepting low- and high-level signals up to 40V, with full differential inputs created to eliminate noise
- All feature choice of turn-on modes and a bevy of protections for thermal, circuit, and voltage

POWER POINTS

- LX-Series represents KICKER's high-power flagship amplifier line designed in-house from the ground up
- Includes flexible 5- and 7-channel models with multiple full-range channels and high-power subwoofer channel
- All three full-range models feature the encompassing LXCC (LX Control Center) for fine-tuning and diagnostic display

all power listed in watts per channel . dimensions in in, cm

MONO


LX3000.1:	POWER 1Ω MONO: 3000	POWER 4Ω MONO: 1100	DIM A: 12-5/8, 32	LXRC REMOTE INCLUDED
LX1650.1:	POWER 1Ω MONO: 1650	POWER 4Ω MONO: 550	DIM A: 9-7/16, 24	LXRC REMOTE INCLUDED
LX1250.1:	POWER 1Ω MONO: 1250	POWER 4Ω MONO: 400	DIM A: 9-7/16, 24	LXRC REMOTE INCLUDED
LX850.1:	POWER 1Ω MONO: 850	POWER 4Ω MONO: 300	DIM A: 9-7/16, 24	LXRC REMOTE INCLUDED

MULTI-CHANNEL


LX500.4:	POWER 2Ω STEREO: 225 x 4	POWER 4Ω STEREO: 125 x 4	POWER 4Ω BR. MONO: 450 x 2
	DIM A: 9-7/16, 24	LXCC CONTROL CENTER INCLUDED	
LX1200.5:	POWER 2Ω STEREO: 175 x 4	POWER 4Ω STEREO: 125 x 4	POWER 1Ω MONO: 700
	DIM A: 12-5/8, 32	LXRC REMOTE AND LXCC CONTROL CENTER INCLUDED	POWER 4Ω MONO: 300
LX1300.7:	POWER 2Ω STEREO: (AMP 1-2) 150 x 4; (AMP 3) 65 x 2	POWER 4Ω STEREO: (AMP 1-2) 125 x 4; (AMP 3) 65 x 2	POWER 1Ω MONO: 700
	DIM A: 12-5/8, 32	LXRC REMOTE AND LXCC CONTROL CENTER INCLUDED	POWER 4Ω MONO: 300


ADVANCED INPUT DESIGN • AVANZADO DISEÑO DE ENTRADA  
CONCEPTION D'ENTRÉE INNOVANTES • ERWETTERTECH EINGANGSMODELL

FAIL-SAFE INTEGRATION TECHNOLOGY™



2-3/8"  
6.0cm





LX CONTROL CENTER (LXCC)

- Included with all LX multi-channel amplifiers
- Provides fine-tuning control and diagnostic readouts for battery voltage, amp temperature, and protection status
- Features DSP control of: gain trim, LED output clip indication, selectable crossover type and slope, variable crossover ranges, KickEQ+ parametric bass boost (those with mono channels)
- Also, DSP control of left-channel time delay on stereo channels, and phase control on sub channels



LXCC

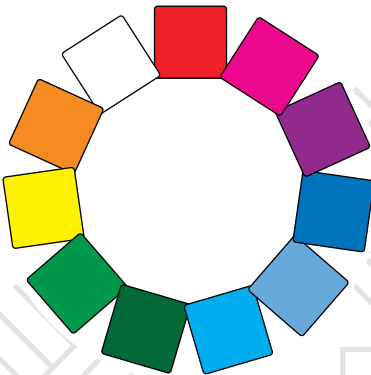
LX REMOTE CONTROL (LXRC)

- Included with all LX amplifiers with mono channels
- Dynamic fingertip dash remote of bass level
- Features SHOCwave2.0™ (Sub-Harmonic Octave Creation), KICKER's 2nd-gen digital bass restoration algorithm that recovers lost, low-bass frequencies vital to your music selections
- Also features battery voltage in fuel-gauge-style readout, control of RGB LED brightness, and output clipping indication



LXRC

CHOOSE AMONG 11 COLORS OF RGB LEDS.







## UNLOCK SOUND THE KEY HAS ARRIVED

RAISE YOUR EXPECTATION. RAISE YOUR AWARENESS.  
RAISE YOUR SOUND. RAISE YOUR GAME.

AFFORDABLE KEY TECHNOLOGY REPRESENTS A COMPLETELY REVOLUTIONARY APPROACH TO ACHIEVING BETTER SOUND IN NEARLY ANY VEHICLE.

ONCE INSTALLED, KEY BEGINS ITS COMPREHENSIVE, AUTOMATED CALIBRATION AND DIGITAL SIGNAL PROCESSING, DELIVERING GREATLY IMPROVED VOLUME, SOUND QUALITY AND REALISM TO YOUR VEHICLE IN A MATTER OF MINUTES.

KEY TECHNOLOGY REPRESENTS THE ONLY PRODUCTS YOU'LL EVER NEED FOR A HIGH-END STEREO SOUND IN YOUR VEHICLE.

MAKE NO MISTAKE, ACOUSTIC UPGRADES TO A FACTORY SYSTEM ALLOW FOR STUNNING IMPROVEMENT TO YOUR SOUND, BUT KEY ITSELF CREATES AMAZING CHANGES ON A MODEST BUDGET.



### KEY500.1 MONO SMART AMPLIFIER

The KEY500.1 is a smart subwoofer amplifier with auto-equalization that delivers smooth, powerful bass to an aftermarket subwoofer at any volume level! Using KICKER's supplied test-tone signal, the KEY automatically analyzes the audio being fed into the amplifier. Once this signal has been analyzed, the KEY500.1 will flatten the signal coming in and restore the low bass that is typically missing from many factory signal sources. In a matter of moments, you get a clean, even bass response!

The KEY500.1 amplifier's miniscule footprint allows for easy installation under a seat or even behind the glove box. Easily identifiable controls for 24dB subsonic and low-pass crossovers, bass boost and gain make tuning the amp easy.

The amplifier also features FIT2+™ (Fail-safe Integration Technology) – which provides nearly universal compatibility with stock or aftermarket radios. Another industry first, the KEY500.1 is uniquely suited to accept factory input signals as high as 40 volts (400 watts). Together, these technologies ensure the KEY amplifier works with almost every car on the road today whether you have a factory or aftermarket audio system.



KEY500.1



#### POWER POINTS

- > Compact design mounts nearly anywhere
- > AI-driven DSP improves bass response at any volume level
- > Fully compatible with vehicles using start/stop systems

all power listed in watts per channel, dimensions in in, cm

#### MONO

KEY500.1:	POWER 4Ω MONO: 150x1	POWER 2Ω MONO: 300x1	POWER 1Ω MONO: 500x1
	H: 1-11/16, 4.3	W: 4-1/8, 9.2	L: 8-1/8, 20.7



# KEY200.4 AUTO-EQ SMART AMPLIFIER

Packed with 200 watts of power (RMS), the KEY200.4 is a revolution in audio processing. The KEY200.4 uses a powerful DSP with proprietary algorithms\* and included microphone to independently adjust all four channels of output, refining every aspect of your sound. Starting with 40 independent bands of equalization, the KEY will also automatically set crossover points, adjust output levels and correct the time alignment for a dramatic improvement in realism and soundstage - all with a press of a single button.

Measuring under eight inches long and two inches high, the KEY fits nearly anywhere. The amplifier also features <sup>™</sup> (Fail-safe Integration Technology), providing compatibility with nearly every stock and aftermarket radio on the road today. The KEY is also fully compatible with vehicles using start/stop systems!

If the temperature reaches the threshold, the KEY’s dynamic power management algorithms kick into gear! Instead of hearing the amplifier’s volume “pumping,” or blowing a fuse – the KEY engages a nearly inaudible limiter/compressor, applied only to the peaks of the music for as little as milliseconds at a time. The amplifier quickly cools, which deactivates the compressor. Music returns to its full dynamic range without a moment’s interruption!



KEY200.4

- > ADJUSTABLE 24 DB Crossover
- > SELECTABLE AUTO TURN-ON
- > BI-AMP TURN-ON SELECTOR
- > DEFEATABLE FADER, TIME DELAY AND KICKEREQ



- ## POWER POINTS
- > AI-driven DSP independently auto-corrects all four channels
  - > Bi-Amp capable
  - > Fully compatible with vehicles using start/stop systems

all power listed in watts per channel . dimensions in in, cm

<b>MULTI-CHANNEL</b>					
<b>KEY200.4</b>	<b>POWER</b>	<b>4Ω STEREO:</b>	<b>50x4</b>	<b>H:</b>	<b>1-11/16, 4.34</b>
				<b>W:</b>	<b>2-3/4, 74</b>
				<b>L:</b>	<b>7-3/8, 18.7</b>



- > KICKEREQ ACTIVATION SWITCH



- > CALIBRATION MICROPHONE INCLUDED
- > MICROPHONE PLACEMENT STRAP INCLUDED



## THE KEY200.4 SMART AMP FEATURES:

- > ASP™ (AUTOMATED SIGNAL PROCESSING OF SOUND SYSTEM)
- > POD™ (POWER ON-DEMAND SUPPLY IN VEHICLE SOUND SYSTEM)
- > ACP™ (ANTI-CLIPPING PROTECTION IN VEHICLE SOUND SYSTEM)



**DON'T JUST MAKE YOUR SYSTEM LOUDER - MAKE IT CLEARER. MAKE IT BETTER...**

**PRESS THE SELECTOR, AND THE MICROPHONE GOES TO WORK. THE KEY USES A POWERFUL INTERNAL COMPUTER TO DELIVER DRAMATIC IMPROVEMENTS IN REALISM AND SOUNDSTAGE. A MASSIVE 40-BAND EQUALIZER IMPROVES TONALITY, AND A 24DB Crossover RE-DEFINES THE CAPABILITIES OF EACH SPEAKER.**

**THE CONCERT QUALITY OF YOUR FACTORY STEREO IS REVEALED! WHAT WOULD TAKE HOURS FOR A PROFESSIONAL TO ACHIEVE HAPPENS IN A MATTER OF MINUTES. ALL AUTOMATICALLY. ALL WITH THE PRESS OF A SINGLE BUTTON.**

**FIND FREE TEST TONES UNDER SUPPORT ON KICKER.COM FOR EASY SETUP!**





# **KEYLOC™** **SMART LINE-OUT CONVERTER**

The KICKER KEYLOC™ is a revolutionary line-out converter that quickly corrects EQ and imaging issues in the vehicle — no oscilloscope or RTA necessary. When connected to the speaker output leads, it will auto-detect the frequency range of the signal, taking the guesswork out of the installation in a matter of minutes.

In today's sophisticated vehicles, it is common for factory audio systems to fail to carry a full-range signal on every speaker wire, if at all. The KEYLOC uses a free test tone (found at [KICKER.com/support](http://KICKER.com/support)) and clearly marked LEDs to identify what frequency ranges are present, making it quick and easy to identify whether Hi-, Mid-, Lo-, or All-Pass is coming from a particular pair of speaker wires. This innovative LED system eliminates the need for expensive measuring equipment like oscilloscopes or real-time analyzers (mandatory equipment prior to the invention of the KEYLOC) to determine the frequency range of any speaker signal.

The KEYLOC uses auto-signal detecting (and optionally defeating) of the "All-Pass" filter built into many modern vehicles. By defeating this filter, the KEYLOC instantly counteracts the factory time delay, allowing the installer to tune for one-seat audio or maintain the factory imaging.

Using KICKER's FIT2+™ (Fail-safe Integration Technology), the KEYLOC has the most versatile input sensitivity in the car-audio aftermarket. Ranging from 125 mV-10 V (Lo) or 1V-40 V (Hi), the KEYLOC is prepared to work with nearly every vehicle on the road today.

A DC offset defeat switch is also included, allowing the user to choose remote power from the DC offset of the speaker wires, or from a switched power source. The wiring harness also includes a pair of stereo RCA outputs that delivers as much as 10 volts to the amplifier, as well as a dedicated remote turn-on lead to activate the aftermarket amp.

## **POWER POINTS**

- > Quickly determine the frequency range of any speaker output
- > Easily defeat the factory time delay and all-pass filter
- > Switched 12v turn-on output included

Rated Output per channel (1KHz @ 14.4V, ≤ 1% THD+N): 10V  
 Length [in, cm]: 5-1/2, 14    Height [in, cm]: 1-3/8, 3.5    Width [in, cm]: 2-3/4, 7.1

> LET KEYLOC DO THE WORK FOR YOU.



KEYLOC



Scan to see Test Tones





# CX-SERIES PERFORMANCE AMPLIFIERS

CX-Series Amps are the perfect combination of power and reliability, thanks to a rare combination of high-grade internal components and KICKER's in-house engineering team.

CX-Series Multi-Channel Amps raise the bar with 65 watts of power at four Ohms and 90 at two Ohms. The versatile CXA660.5 5-channel amplifier also includes a dedicated sub channel, capable of 300 watts of bass at two Ohms.

CX Amplifiers feature FIT+™ (Fail-safe Integration Technology-PLUS) for outstanding noise rejection, two independent turn-on modes and up to 40 volts (400 watts) of speaker-level input signal compatibility.

Mono CX Amplifiers are one-Ohm stable. We've added even more power and flexibility to the most recent versions of the CXA400.1 and CXA800.1, working with more vehicles, providing you more options, and delivering max power at a 1 Ohm load.

The CX family of amplifiers all come with a high-mass heat sink with optimized thermal management and integrated UV protection for long life in direct sunlight. CX Amps also come with double-sided fiberglass circuit boards, litz-wound transformers that minimize power loss and maximize transfer, TO218 output devices for high-current switching, pass-through RCA outputs on mono amps, noise-shielding metal-end panels, custom-tooled power connectors and oversized MOSFETs. Users can also take advantage of built-in 12dB crossovers and adjustable KickEQ™ processing to dial in the perfect sound. A 3-second delay eliminates turn-on/turn-off pop and auto-reset protection are some of the other features utilized.

All this innovation works together to create uncompromising, relentless power with incredible clarity. It's the attention to detail that makes CX Amplifiers some of the most reliable, high-performing power in the industry.



CXA1200.1



CXA800.1



CXA660.5



- POWER POINTS
- > All mono models 1 Ohm stable
  - > FIT+™ (Fail-safe Integration Tech-PLUS) accepts output from nearly any source
  - > Vertical mount option for space-challenged installs

all power listed in watts per channel . dimensions in in, cm

MONO			
CXA1800.1:	POWER 1Ω MONO: 1800+/- 10%	DIM A: 13-5/8, 34.5	CXARC REMOTE CAPABLE
CXA1200.1:	POWER 1Ω MONO: 1200+/- 10%	DIM A: 12, 30.6	CXARC REMOTE CAPABLE
CXA800.1:	POWER 1Ω MONO: 800	DIM A: 8-1/8, 21	CXARC REMOTE CAPABLE
CXA400.1:	POWER 1Ω MONO: 400	DIM A: 8-1/8, 21	CXARC REMOTE CAPABLE
MULTI-CHANNEL			
CXA660.5:	POWER 2Ω STEREO: 90x4	POWER 4Ω BRIDGED MONO: 150x2	CXARC REMOTE CAPABLE
	POWER 2Ω MONO: 300	DIM A: 14, 36	
CXA360.4:	POWER 2Ω STEREO: 90x4	POWER 4Ω BRIDGED MONO: 180x2	
		DIM A: 12-7/16, 32	

CX

2-3/8" 6.0cm

6-3/4" 17cm

A



Our amplifiers come loaded with FIT+™ (Fail-safe Integration Technology-PLUS), advanced circuitry for superior power, clarity and dependability. FIT+ uses lab-grade, balanced differential inputs to provide the best possible noise rejection, high- and low-level input capability and the acceptance of output from virtually any factory or aftermarket source. FIT+ is also responsible for convenient, automatic turn-on modes (DC offset or 12V remote). With all of the additional noise from computers, A/V entertainment and other electronics, FIT+ makes for the quietest operation possible.



# CX-SERIES AMPLIFIERS



CXA400.1

FIT+™ (FAIL-SAFE INTEGRATION TECHNOLOGY-PLUS)  
FOR INTEGRATION SIMPLICITY



KICKEQ BASS BOOST EQUIPPED

CXA400.1

REFINED COSMETICS. BIG POWER  
IN A COMPACT PACKAGE

INPUT FOR OPTIONAL SUBWOOFER-LEVEL CONTROL  
ON MONO AND FIVE-CHANNEL MODELS



CXA400.1



CXARC

## CXARC REMOTE

Use the CXARC Remote Bass Control (sold separately) to change bass volume level on the fly.

## DBRC DUAL-AMP BASS REMOTE CONTROL

- While controlling up to two KICKER CXARC remote-compatible amps, the DBRC uses a surface mount with magnetic mounting plate or flush mount for ultimate flexibility. Heavy-duty aluminum design with laser etching for high-end look.
- For use with all KICKER mono amplifiers (or amps with mono channels) and powered subwoofers
- Controls one or two mono-channel amps that utilize a 3.5mm level controller input
- Compatible with KICKER PTRTP Powered Sub Enclosures, Hideaway Powered Sub Enclosures, WXA-Series Amps, KEY-Series Amps, CXA-Series Amps, PXA-Series Amps and KPX-Series Amps (not compatible with KICKER Marine Amps)
- Single knob with high-end, metal look



DBRC





# KPX COMPACT AMPLIFIERS

Tons of power in a tiny, weatherproof package! KPX Amplifiers are specially designed to provide big power in a little footprint. Hide these amps under a seat, behind a kick panel or even under the dash! Flexible, built-in crossovers allow you to craft the sound with precision while ensuring long speaker life.

KICKER's weatherproof KPX amplifiers are engineered with that perfect fit in mind. To ensure our amps work with most any radio, these amplifiers can accept signals as low as 125 millivolts and as high as 40 volts, delivering 75 watts per channel x 4 at 2 ohms (KPX300.4) or 500 watts into one ohm (KPX500.1). Add the optional CXARC for remote bass control (KPX500.1).



KPX500.1

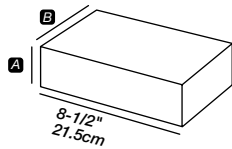
- ## POWER POINTS
- > Ideal for hot rods, UTVs, motorcycles or other space-challenged vehicles
  - > Highly efficient Class-D technology in a small, lightweight amp
  - > One-ohm stable [KPX.1] & high full-range power at 4 ohms [KPX.4]

all power listed in watts per channel . dimensions in in, cm

<b>MONO</b>			
<b>KPX500.1:</b>	<b>POWER 1Ω MONO:</b> 500 x 1	<b>POWER 2Ω MONO:</b> 300 x 1	<b>POWER 4Ω MONO:</b> 150 x 1
	<b>DIM A:</b> 1-11/16, 4.3	<b>DIM B:</b> 3-1/8, 8	
<b>MULTI-CHANNEL</b>			
<b>KPX300.4:</b>	<b>POWER 2Ω STEREO:</b> 75 x 4	<b>POWER 4Ω STEREO:</b> 45 x 4	<b>POWER 4Ω BR. MONO:</b> 150 x 2
	<b>DIM A:</b> 1-3/4, 4.5	<b>DIM B:</b> 3-5/16, 8.4	



KPX



KPX300.4



KPX300.4



KPX500.1

# PXA WATERPROOF AMPLIFIERS

KICKER's waterproof PXA Amplifiers are compact, tough, and powerful. The entire PXA line is both IP66\* and IP67\*\* certified, making them totally impervious to the elements. Take the roof down and go!

PXA multi-channel amps deliver the tons of power at 2 or 4-Ohm loads, offering you the wiring flexibility you need and the fidelity you love. Pair them with KICKER components, subwoofers, and speakers for a solid system that always sounds incredible!

PXA amplifiers include no-rust, stainless-steel mounting hardware and a pair of shielded in-line, solderless, and crimpless couplers for power and ground. PXA amps utilize an amplified, speaker-level input or low-level preamp input, variable-input gain adjustment and two auto turn-on modes (DC offset or 12-volt trigger). The PXA-Series monoblock amplifiers include a 24dB/octave subsonic filter fixed at 25 hertz, and 1-ohm stability.

- ## POWER POINTS
- > Waterproof
  - > Perfect for stealth installs
  - > Multi-channel and mono options
  - > Built-in crossover

all power listed in watts per channel . dimensions in in, cm

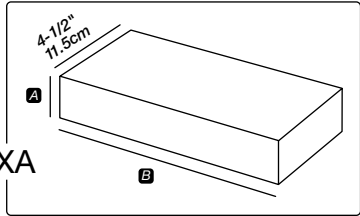
<b>MONO</b>			
<b>PXA300.1:</b>	<b>POWER 1Ω MONO:</b> 300x1	<b>POWER 4Ω MONO:</b> 150 x 1	<b>CXARC REMOTE CAPABLE</b>
	<b>DIM A:</b> 1-7/8, 4.7	<b>DIM B:</b> 9-3/4, 24.8	
<b>PXA600.1:</b>	<b>POWER 1Ω MONO:</b> 600 x 1	<b>POWER 4Ω MONO:</b> 300 x 1	<b>CXARC REMOTE CAPABLE</b>
	<b>DIM A:</b> 1-7/8, 4.7	<b>DIM B:</b> 9-3/4, 24.8	
<b>MULTI-CHANNEL</b>			
<b>PXA400.4:</b>	<b>POWER 2Ω STEREO:</b> 100 x 4	<b>POWER 4Ω STEREO:</b> 100 x 4	<b>POWER 4Ω BR. MONO:</b> 200 x 2
	<b>DIM A:</b> 1-3/4, 4.5	<b>DIM B:</b> 9-3/4, 24.8	
<b>PXA1000.5:</b>	<b>POWER 2Ω STEREO:</b> 100 x 4	<b>POWER 4Ω STEREO:</b> 100 x 4	<b>POWER 1Ω MONO:</b> 600 x 1
	<b>DIM A:</b> 1-15/16, 5	<b>DIM B:</b> 12-7/8, 32.8	<b>CXARC REMOTE CAPABLE</b>



PXA100.5



PXA400.4



PXA



PXA600.1



RMS POWER: [watts/channel] @ 14.4V	WARHORSE AMPLIFIERS WX1000.4	WARHORSE AMPLIFIERS WX3600.1
Power (watts/ch), 1 Ohm mono	—	3600
Power (watts/ch), 2 Ohm mono	—	2500
Power (watts/ch), 4 Ohm mono	—	1400
Power (watts/ch), 2 Ohm stereo	450 x 4	—
Power (watts/ch), 4 Ohm stereo	250 x 4	—
Power (watts/ch), 4 Ohm bridged mono	900 x 2	—
Dimensions (in): (all models 2-9/16H x 9-1/8W x ...L)	15-3/8	15-3/8
(all models cm 6.5H x 23.2W x ...L)	39.1	39.1
**Dynamic Power (watts)	2000	5000
Frequency Response (Hz):	10–20k, +0/-1dB	10–200, +0/-1dB
Input Sensitivity:	high level 1mV-40V, low level 125mV-5V	high level 1mV-40V, low level 125mV-5V
Signal-to-Noise Ratio:	>90dB, a-weighted, re: rated power	>90dB, a-weighted, re: rated power
Signal-to-Noise Ratio:	>70dB (ref: 1W output)	>70dB (ref: 1W output)
Selectable Electronic Crossover:	AMP 1 – Off/HP/LP; 24dB/octave, variable 10–500Hz; AMP 2 – Off/HP/BP; 24dB/octave, lo pass 100–5000Hz, hi pass 10–500Hz	LP; 24dB/octave, variable 50–200Hz
Subsonic Filter:	—	24dB/octave, defeatable hi-pass at 25Hz
Competition Mode:	—	fixed 4V input sensitivity; fixed 200Hz LP

RMS POWER: [watts/channel] @ 14.4V	LX-SERIES MONOBLOCK AMPLIFIERS LX3000.1	LX-SERIES MONOBLOCK AMPLIFIERS LX1650.1
Power (watts/ch), 1 Ohm mono	3000	1650
Power (watts/ch), 2 Ohm mono	2000	1000
Power (watts/ch), 4 Ohm mono	1100	550
Power (watts/ch), 2 Ohm stereo	—	—
Power (watts/ch), 4 Ohm stereo	—	—
Power (watts/ch), 4 Ohm bridged mono	—	—
Dimensions (in): (all models 2-3/8H x 8-7/16W x ...L)	12-5/8	9-7/16
(all models cm 6H x 21.4W x ...L)	32	24
**Dynamic Power (watts)	3800	2200
Frequency Response (Hz):	10-160, +0/-1dB	10-160, +0/-1dB
Input Sensitivity:	high level 1V-40V, low level 125mV-5V	high level 1V-40V, low level 125mV-5V
Signal-to-Noise Ratio:	>95, a-weighted, re: rated power	>95, a-weighted, re: rated power
Signal-to-Noise Ratio:	>75, (ref: 1W output)	>75, (ref: 1W output)
Variable Electronic Crossover:	LP; 24dB/octave LR, variable 40-160 Hz	LP; 24dB/octave LR, variable 40-160 Hz
Variable Subsonic Filter:	24dB/octave LR, variable hi-pass @ 10-80Hz	24dB/octave LR, variable hi-pass @ 10-80Hz
KickEQ+™ Parametric Bass Boost:	0-6dB, variable center 20-80Hz, variable bandwidth 1-5	0-6dB, variable center 20-80Hz, variable bandwidth 1-5

RMS POWER: [watts/channel] @ 14.4V	LX-SERIES MONO-BLOCK AMPLIFIERS LX1250.1	LX-SERIES MONO-BLOCK AMPLIFIERS LX850.1	LX-SERIES MULTI-CHANNEL AMPLIFIERS LX500.4	LX-SERIES MULTI-CHANNEL AMPLIFIERS LX1200.5	LX-SERIES MULTI-CHANNEL AMPLIFIERS LX1300.7
Power (watts/ch), 1 Ohm mono	1250	850	—	700	700
Power (watts/ch), 2 Ohm mono	750	500	—	550	550
Power (watts/ch), 4 Ohm mono	400	300	—	300	300
Power (watts/ch), 2 Ohm stereo	—	—	225 x 4	175 x 4	150 x 4 (amp 1-2); 65 x 2 (amp 3)
Power (watts/ch), 4 Ohm stereo	—	—	125 x 4	125 x 4	125 x 4 (amp 1-2); 65 x 2 (amp 3)
Power (watts/ch), 4 Ohm bridged mono	—	—	450 x 2	350 x 2	250 x 2 (amp 1-2); 130 x 1 (amp 3)
Dimensions (in): (all models 2-3/8H x 8-7/16W x ...L)	9-7/16	9-7/16	9-7/16	12-5/8	12-5/8
(all models cm 6H x 21.4W x ...L)	24	24	24	32	32
**Dynamic Power (watts)	1600	1100	1100	1500	1500
Frequency Response (Hz):	10-160, +0/-1dB	10-160, +0/-1dB	20-20k	20-20k; (sub ch) 10-160	20-20k; (sub ch) 10-160
Input Sensitivity:	high level 1V-40V, low level 125mV-5V	high level 1V-40V, low level 125mV-5V	high level 1V-40V, low level 125mV-5V	high level 1V-40V, low level 125mV-5V	high level 1V-40V, low level 125mV-5V
Signal-to-Noise Ratio:	>95, a-weighted, re: rated power	>95, a-weighted, re: rated power	>95, a-weighted, re: rated power	>95, a-weighted, re: rated power	>95, a-weighted, re: rated power
Signal-to-Noise Ratio:	>75, (ref: 1W output)	>75, (ref: 1W output)	>75, (ref: 1W output)	>75, (ref: 1W output)	>75, (ref: 1W output)
Variable Electronic Crossover:	LP; 24dB/octave LR, variable 40-160 Hz	LP; 24dB/octave LR, variable 40-160 Hz	24dB/octave LR, <b>Amp 1:</b> Off/HP/LP/BP; variable HP 20-5kHz, variable LP 40-5kHz; <b>Amp 2:</b> Off/HP/LP/BP; variable HP 20-5kHz, variable LP 40-5kHz; <b>Selectable Crossover Topology:</b> 12, 18, 24dB/octave BW; 12, 24dB/octave LR	24dB/octave LR, <b>Amp 1:</b> Off/HP/LP/BP; variable HP 20-5kHz, variable LP 40-5kHz; <b>Amp 2:</b> Off/HP/LP/BP; variable HP 20-5kHz, variable LP 40-5kHz; <b>Amp 3:</b> Off/HP/LP/BP; variable HP 20-5kHz, variable LP 40-5kHz; <b>Sub Ch:</b> variable LP 40-160Hz <b>Selectable Crossover Topology:</b> 12, 18, 24dB/octave BW; 12, 24dB/octave LR	24dB/octave LR, <b>Amp 1:</b> Off/HP/LP/BP; variable HP 20-5kHz, variable LP 40-5kHz; <b>Amp 2:</b> Off/HP/LP/BP; variable HP 20-5kHz, variable LP 40-5kHz; <b>Amp 3:</b> Off/HP/LP/BP; variable HP 20-5kHz, variable LP 40-5kHz; <b>Sub Ch:</b> variable LP 40-160Hz <b>Selectable Crossover Topology:</b> 12, 18, 24dB/octave BW; 12, 24dB/octave LR
Variable Subsonic Filter:	24dB/octave LR, variable hi-pass @ 10-80Hz	24dB/octave LR, variable hi-pass @ 10-80Hz	—	variable hi-pass @ 10-80Hz (sub ch. only)	variable hi-pass @ 10-80Hz (sub ch. only)
KickEQ+™ Parametric Bass Boost:	0-6dB, variable center 20-80Hz, variable bandwidth 1-5	0-6dB, variable center 20-80Hz, variable bandwidth 1-5	—	0-6dB, variable center 20-80Hz, variable bandwidth 1-5 (sub ch. only)	0-6dB, variable center 20-80Hz, variable bandwidth 1-5 (sub ch. only)



MODEL [at 14.4V]: MONO AND MULTI-CHANNEL	KEY 4-CHANNEL SMART AMPLIFIER KEY200.4	KEY MONOBLOCK SMART AMPLIFIER KEY500.1
Power (watts/ch), 1 Ohm mono	—	500
Power (watts/ch), 2 Ohm stereo	—	—
Power (watts/ch), 4 Ohm stereo	50 x 4	—
Microphone/Kicker EQ button	included	NA
Standard dimensions(H x W x L)	1-11/16 x 2-3/4 x 7-3/8	1-11/16 x 4-1/8 x 8-1/8
Metric dimensions(H x W x L)	4.3 x 7 x18.7	4.3 x 9.2 x 20.7
Frequency Response (Hz)	20–20k, +0/-1dB	10–160, +0-1dB
Input Sensitivity	high level 250mV-10V	low level 125mV-5V; high level 1V-40V
Signal-to-Noise Ratio	>90dB, a-weighted, re: rated power	>90dB, a-weighted, re: rated power
Active Crossover	24dB/octave, selective high pass or all pass @ 60,80, or 120Hz	24dB/octave, variable low pass 40-160Hz, variable high pass 10-40Hz
KickeQ+™ Boost	—	variable 0-6dB, centered @ 40Hz

MODEL [at 14.4V] : MONO AND MULTI-CHANNEL	CX-SERIES MONOBLOCK AMPLIFIERS CXA1800.1	CX-SERIES MONOBLOCK AMPLIFIERS CXA1200.1	CX-SERIES MONOBLOCK AMPLIFIERS CXA800.1	CX-SERIES MONOBLOCK AMPLIFIERS CXA400.1	CX-SERIES MULTI-CHANNEL AMPLIFIERS CXA360.4	CX-SERIES MULTI-CHANNEL AMPLIFIERS CXA660.5
Power (watts/ch), 2 Ohm stereo	—	—	—	—	90x 4	90x 4
Power (watts/ch), 4 Ohm bridged mono	—	—	—	—	180 x 2	150 x 2
Power (watts/ch), 1 Ohm mono	1800	1200	800	400	—	300 (2 Ohm mono)
CXARC Remote Bass Capable (sold sep.)	yes	yes	yes	yes	no	yes
Dimensions (in, cm): (all models 2-3/8H x 7-3/16W x ...L)	13-5/8	12	8-1/8	8-1/8	12-7/16	14
(all models 6.0H x 18.0W x ...L)	34.5	30.6	21	21	32	36
Frequency Response (Hz):	25-200, +0/-1dB	25-200, +0/-1dB	25-200, +0/-1dB	25-200, +0/-1dB	10-20k, +0/-1dB	10-20k (CX.5 sub ch. 25-200), +0/-1dB
Input Sensitivity:	high level 250mV-10V, low level 125mV-5V	high level 250mV-10V, low level 125mV-5V	high level 250mV-10V, low level 125mV-5V	high level 250mV-10V, low level 125mV-5V	high level 250mV-10V, low level 125mV-5V	high level 250mV-10V, low level 125mV-5V
Signal-to-Noise Ratio:	>95dB, a-weighted, re: rated power	>95dB, a-weighted, re: rated power	>95dB, a-weighted, re: rated power	>95dB, a-weighted, re: rated power	>95dB, a-weighted, re: rated power	>90dB, a-weighted, re: rated power
Active Crossover:	12dB/octave, variable 50-200Hz, low pass only	12dB/octave, variable 50-200Hz,low pass only	12dB/octave, variable 50-200Hz, low pass only	12dB/octave, variable 50-200Hz, low pass only	12dB/octave, variable 50-200Hz, selectable high pass, low pass or all pass	12dB/octave, variable 50-200Hz, selectable high pass, low pass or all pass; (CX.5 sub channel) 12dB/octave, variable 50-200Hz, low pass only
Subsonic Filter	24dB/octave high-pass fixed @ 25Hz	24dB/octave high-pass fixed @ 25Hz	24dB/octave high-pass fixed @ 25Hz	24dB/octave high-pass fixed @ 25Hz	N/A	24dB/octave high-pass fixed @ 25Hz
KickeQ™ Boost	variable to 0-6dB, centered @ 40Hz	variable to +0-6dB, centered @ 40Hz	variable to + 0-6dB, centered @ 40Hz	variable +0-6dB, centered @ 40Hz	variable to +0-6dB, centered @ 40Hz	(CX.5 sub channel) variable to +0-6dB, centered @ 40Hz

\*\* \*RMS Power test @ 14.4v @ 1% THD+N, Audio Precision analyzer, see [www.kicker.com/amp-power-testing](http://www.kicker.com/amp-power-testing) for details.  
\*\*Dynamic Power test @ 14.4v @ 10% THD+N, Audio Precision APx500 analyzer, see [www.kicker.com/amp-power-testing](http://www.kicker.com/amp-power-testing) for details.



*RMS POWER: [watts/channel] @ 14.4V, <=1% THD+N	KPX COMPACT AMPLIFIERS KPX500.1	KPX COMPACT AMPLIFIERS KPX300.4
Power (watts/ch), 1 Ohm mono	500 x 1	—
Power (watts/ch), 2 Ohm mono	300 x 1	—
Power (watts/ch), 4 Ohm mono	150 x 1	—
Power (watts/ch), 2 Ohm stereo	—	75 x 4
Power (watts/ch), 4 Ohm stereo	—	45 x 4
Power (watts/ch), 4 Ohm bridged mono	—	150 x 2
Standard Dimensions (H x W x L)	1-11/16 x 3-1/8 x 8-1/2	1-3/4 x 3-5/16 x 8-1/2
Metric Dimensions (H x W x L)	4.27 x 8 x 21.55	4.48 x 8.4 x 21.55
**Dynamic Power (watts)	750	350
Frequency Response (Hz)	10–160	20Hz–20kHz
Signal-to-Noise Ratio:	>90dB, a-weighted, re: rated power	>90dB, a-weighted, re: rated power
Signal-to-Noise Ratio:	>75dB (ref: 1W output)	>75dB (ref: 1W output)
Input Sensitivity:	Lo: 125mV-5V, Hi: 1V-40V	Lo: 125mV-5V, Hi: 1V-40V
Selectable Electronic Crossover:	Lo-Pass 40-160Hz, 24dB/octave	12dB/Octave Hi-Pass 60/80/100/120 Hz
Subsonic Filter:	Hi-Pass 10-40Hz, 24dB/octave	—
KickEQ+™ Boost	0/+6dB Bass Boost @ 40 Hz	—
Fader On/Off Switch	—	Yes



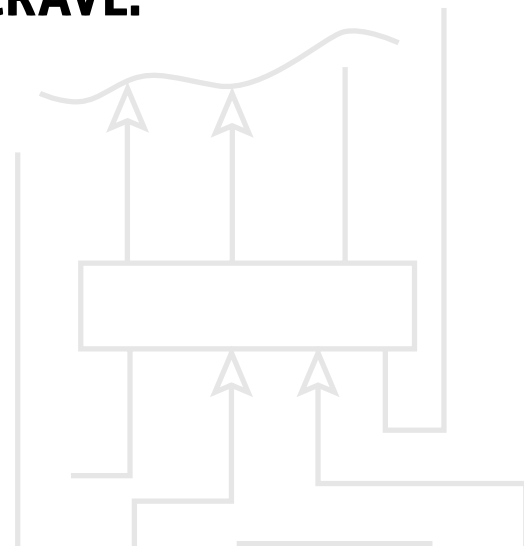
MODEL (*at 14.4V, 50Hz mono/1kHz FR)	PX-SERIES MONOBLOCK WATERPROOF AMPLIFIERS PXA300.1	PX-SERIES MONOBLOCK WATERPROOF AMPLIFIERS PXA600.1	PX-SERIES MULTI-CHANNEL WATERPROOF AMPLIFIERS PXA1000.5	PX-SERIES MULTI-CHANNEL WATERPROOF AMPLIFIERS PXA400.4
Power (watts/ch), 1 Ohm mono	300 x 1	600 x 1	600 x 1	—
Power (watts/ch), 2 Ohm mono	250 x 1	500 x 1	500 x 1	—
Power (watts/ch), 4 Ohm mono	150 x 1	300 x 1	(amp 1 & 2) 200 x 2; (sub) 300 x 1	200 x 2
Power (watts/ch), 2 Ohm stereo	—	—	100 x 4	100 x 4
Power (watts/ch), 4 Ohm stereo	—	—	100 x 4	100 x 4
**Dynamic Power (watts)	500	850	1400	800
Frequency Response (Hz, +0/-3dB):	25-200	25-200	(Full-Range) 10-20k; (Sub) 25-200	10-20k
Signal-to-Noise Ratio (dB, a-weighted, re: rated power)	>95	>95	>95	>95
Signal-to-Noise Ratio (dB, ref: 1W output)	>75	>75	>75	—
DIMS (in, mm): (all models ... H x 4-1/2, 114.7W x ... L)	1-7/8, 47H; 9-3/4, 247.5L	1-7/8, 47H; 9-3/4, 247.5L	1-15/16, 50H; 12-7/8, 327.5L	1-3/4, 45H; 9-3/4, 247.5L
Input Sensitivity:	125mV – 5V low level, 1V-40V high level	125mV – 5V low level, 1V-40V high level	125mV – 5V low level, 1V-40V high level	125mV – 5V low level, 1V-40V high level
Electronic Crossover	60/80/100/120Hz lowpass, 12dB/octave	60/80/100/120Hz lowpass, 12dB/octave	60/80/100/120Hz lowpass, 12dB/octave	60/80/100/120Hz lowpass, 12dB/octave
Subsonic Filter	Fixed at 25Hz, 24dB/octave	Fixed at 25Hz, 24dB/octave	Fixed at 25Hz, 24dB/octave	—
Bass Boost	Selectable 0/+6dB, centered at 40Hz	Selectable 0/+6dB, centered at 40Hz	(sub only) selectable 0/+6dB, centered at 40Hz	—
CXARC Remote Capable (sold separately)	yes	yes	yes (sub only)	yes (Amp 2 only w/Crossover in low-pass mode)





# SUBWOOFERS

KICKER'S "LIVIN' LOUD" ATTITUDE LIVES IN EVERY SUBWOOFER WE MAKE. WITH OPTIONS RANGING FROM "FILL THE ACOUSTIC GAP" TO "THE NEIGHBORS ARE CALLING AGAIN" - WE DELIVER THE BASS YOU NEED, WITH THE SONIC ACCURACY YOU CRAVE.





# L7S™ SOLO-BARIC PREMIUM SUBWOOFERS

The L7S™ is a cutting-edge, square-sub design from the award-winning Solo-Baric® line that is the most recognizable in the industry. The unique design ultimately means more cone area, more air displacement and more raw bass than a conventional round subwoofer.

The L7S handles huge power and provides extreme output. The dual-voice-coil terminals are satin nickel-plated and spring-loaded for an attractive, reliable connection to larger gauge wire. The heavy-duty ribbon tinsel leads take your amplifier's power through a semi-progressive spider to voice coils equipped with high-temp copper windings, engineered to handle intense heat easily while delivering extraordinary power levels. To dissipate any excess heat, KICKER's UniPlate™ back plate and pole piece represent a single, solid unit, allowing heat to move away from the motor. Venting below the spider allows air to move and heat to escape. KICKER engineers also utilized Forced-Air Cooling to help L7S run significantly cooler and last longer. The die-cast aluminum basket protects the efficient motor structure.

You want grace under pressure. With patented corner-ribs to minimize distortion and a blue-stitched Santoprene® surround helping to hold the massive cone structure in place, the L7S provides durability at high excursion without compromising sound quality.

In addition to the stable structure, the L7S revolves around KICKER's most advanced cone design, the injection-molded SoloKon™, which adds targeted strength for reliable performance and accurate response. The 360-degree, constant-contact back bracing adheres directly to every contour of the SoloKon square cone, maximizing the mechanical coupling of the motor while making the woofer as strong and responsive as possible.

## POWER POINTS

- Patented square-cone technology for more bass than same-sized round sub
- Outstanding sound quality and high power handling
- Ultra-rigid, one-piece SoloKon™ with vented, 360-degree back bracing
- Blue signature stitching joins cone and surround for extreme durability

speaker size: in. cm . power handling: watts RMS . impedance: Ohms . Power handling assumes typical music program with minimal clipping; varies with enclosure size. See your KICKER dealer for complete details. Based on measurements of 20 models.

L7S15:	SIZE: 15, 38	POWER: 1000	IMPEDANCE: 2 or 4 DVC
L7S12:	SIZE: 12, 30	POWER: 750	IMPEDANCE: 2 or 4 DVC
L7S10:	SIZE: 10, 25	POWER: 600	IMPEDANCE: 2 or 4 DVC
L7S8:	SIZE: 8, 20	POWER: 450	IMPEDANCE: 2 or 4 DVC

*“We’ve got the accuracy, but we also have the intensity. When we listen (during testing), we listen to it loud. We make sure of it.”*

— KICKER President Steve Irby



L7S12



L7S15




## KICKER POWER METER





# L7S SUBWOOFER LED GRILLES

Big bass needs big protection. That's why you can get woofer-shielding square grilles made for L7S Subwoofers in white or charcoal! Each grille comes with color-changing LEDs.



WHITE



CHARCOAL



Multi-Color LED Lighting  
\*Only Available for 10" and 12" Subwoofers

# L7S™ SOLO-BARIC® LOADED ENCLOSURES

L7S™ Loaded Enclosures are a simple, powerful way to achieve award-winning bass in your vehicle. Three models – dual, single standard and single thin-profile cabinets are custom matched to the legendary L7S square subwoofers, and vented for maximum bass.

Inside every enclosure is our patented L7S square sub. With an average of 20 percent more cone area than a similarly sized circular sub, the vS moves more air to create more bass with every note it plays.

The thick MDF enclosures are designed with drastically rounded corners and heavy internal bracing for unmatched strength. The enclosure is then covered in plush black carpeting with custom embroidery for that unique KICKER look.

- POWER POINTS
- > Award-winning, deep bass with staggering power handling
  - > Patented square-cone technology for more bass than same-sized round sub
  - > Dual, single, and thin-profile, all vented and 2 Ohm

speaker size- in, cm . power handling- watts RMS . impedance- Ohms . Power handling assumes typical music program with minimal clipping; varies with enclosure size. See your KICKER dealer for complete details. Based on measurements of 2Q models.

DL7S12:	SIZE: 12, 30	POWER: 1500	TYPE: DUAL		
	DIM A: 12-7/8, 32.7	DIM B: 19-1/4, 49	DIM C: 15 7/8, 40.2	DIM D: 33-3/4, 85.7	IMPEDANCE: 2
VL7S12:	SIZE: 12, 30	POWER: 750	TYPE: SINGLE		
	DIM A: 10-1/2, 26.7	DIM B: 16-7/8, 43	DIM C: 15-7/8, 40.2	DIM D: 20-1/2, 52	IMPEDANCE: 2
TL7S10:	SIZE: 10, 25	POWER: 600	TYPE: THIN		
	DIM A: 7-3/8, 19	DIM B: 11, 28	DIM C: 15, 38.1	DIM D: 21-1/2, 54.6	IMPEDANCE: 2



FORCED-AIR COOLING

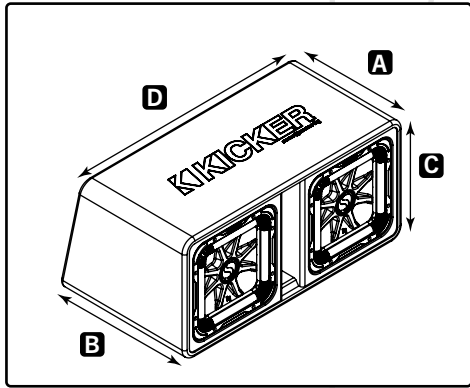
DL7S12



TL7S10



VL7S12





# L7R™ SOLO-BARIC® SQUARE SUBWOOFERS

Get up to 20% more cone area than a similarly sized round sub with the L7R. The signature red stitching binds the ribbed Santoprene surround to the injection-molded SoloKon™ cone for added strength, while 360-degree back bracing keeps the entire cone strong and stable for smooth, distortion-free bass.

The L7R’s powerful motor delivers big bass, while utilizing next-level thermal management for optimal performance. The UniPlate™ solid pole piece and backplate construction ensure the sub stays cool, even under extreme power loads. The T-shaped top plate dissipates heat while allowing for additional excursion and smoother top-end acoustic performance. Forced-Air Cooling is also used to help L7R run cooler and last longer. Dual voice coils come standard on all models to get the most out of any amplifier.



L7R12



L7R12



## POWER POINTS

- Patented square-cone technology for more bass than same-sized round sub
- Next-level thermal management and Forced-Air Cooling ensure the sub remains cool
- Red signature stitching binds ribbed Santoprene® surround to cone for durability

speaker size: in, cm . power handling: watts/RMS . impedance: Ohms . Power handling assumes typical music program with minimal clipping; varies with enclosure size. See your KICKER dealer for complete details. Based on measurements of 20 models.


L7R15:	SIZE: 15, 38	POWER: 900	IMPEDANCE: 2 or 4 DVC
L7R12:	SIZE: 12, 30	POWER: 600	IMPEDANCE: 2 or 4 DVC
L7R10:	SIZE: 10, 25	POWER: 500	IMPEDANCE: 2 or 4 DVC



## KICKER POWER METER



## RECOMMENDED AMP RMS POWER





**QL7R12™ L7R-LOADED  
QUAD BOX**

With 2,400 screaming watts of RMS power handling, this computer-designed QL7R12 basshead subwoofer system makes rattling your ride easier than ever! Four KICKER L7R™ 12-inch subs come pre-loaded in this enclosure. The port uses a rounded cut to perfection and tuned to 31Hz for some serious bump – without the expense of a custom enclosure.

Thick internal bracing keeps the enclosure stable, even under extreme SPL levels. Covered in durable black carpet and custom embroidered with the KICKER logo, the QL7R12 is pre-wired to a pair of two-Ohm terminals. All you need is an amp!



- POWER POINTS**
- > The power and look of a custom box for ultimate SPL
  - > Tough, clean look built to deliver ultra-deep bass
  - > Birch plywood construction for high strength and reduced weight

speaker size: in, cm . power handling: watts RMS . impedance: Ohms . Power handling assumes typical music program with minimal clipping; varies with enclosure size. See your KICKER dealer for complete details. Based on measurements of 2Ω models.

**QL7R12: SIZE: 12, 30    POWER: 2400    IMPEDANCE: 2 PER TERMINAL**



**ROUNDED-CUT PORT WITH  
THICK INTERNAL BRACING**



**FORCED-AIR  
COOLING**





# L7R™ SOLO-BARIC LOADED ENCLOSURES

Solo-Baric L7R™ Loaded Enclosures are the perfect plug-and-play solution for your truck, SUV or sedan. Choose the thunderous 1,200-watt, dual 12-inch sub enclosure or one of three versatile single-sub models, all loaded with genuine L7R Square Subwoofers.

KICKER's square-sub technology gives you up to 20 percent more cone area than a same-sized round driver. Combined with KICKER's patented ribbed corners, UniPlate™ solid pole piece and backplate and injection-molded SoloKon™ cone, you move more air and get more distortion-free bass – with the most innovative sub in the industry.

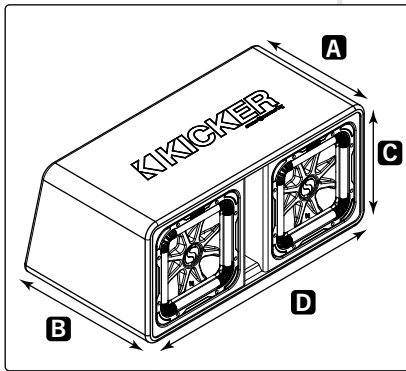
The Solo-Baric 12 dual 12-inch subwoofer enclosure delivers thunderous square-sub power with patented KICKER innovation, engineered in our Stillwater, Oklahoma headquarters. The single-sub VL7R10 and VL7R12 feature a trapezoidal profile, made to fit snugly against the back seats in your trunk. Truck owners will especially love the fit of the flat-backed TL7R10. You get more bass with zero wasted space. The L7R ports are designed to deliver smooth, powerful low bass at any volume.

All L7R enclosures are engineered with extensive internal bracing, thick MDF construction and rounded corners. The KICKER logo is custom embroidered on thick black carpet for protection that lasts. Serious bass never looked – or sounded – this good!



TL7R10

- POWER POINTS
- Patented square-cone technology for more bass than same-sized round sub
  - Next-level thermal management ensures the subwoofer remains cool
  - Red signature stitching binds ribbed Santoprene® surround to cone for durability



speaker size: in, cm . power handling: watts RMS . impedance: Ohms . Power handling assumes typical music program with minimal clipping; varies with enclosure size. See your KICKER dealer for complete details.

DL7R12: SIZE: 12, 30	TYPE: DUAL	POWER: 1200	DIM A: 15-1/4, 38.7	DIM B: 20-3/8, 51.8
		DIM D: 33-3/4, 85.7	IMPEDANCE: 2	
TL7R10: SIZE: 10, 25	TYPE: THIN	POWER: 500	DIM A: 6-1/2, 16.4	DIM B: 10, 25.4
		DIM C: 15, 38.1	DIM D: 21-1/2, 54.6	IMPEDANCE: 2
VL7R12: SIZE: 12, 30	TYPE: SINGLE	POWER: 600	DIM A: 8-1/2, 21.7	DIM B: 14-7/8, 37.8
		DIM C: 15, 38.1	DIM D: 27, 71.7	IMPEDANCE: 2
VL7R10: SIZE: 10, 25	TYPE: SINGLE	POWER: 500	DIM A: 8-1/4, 21	DIM B: 13-7/8, 35.1
		DIM C: 13, 33	DIM D: 24, 61	IMPEDANCE: 2



VL7R12



TL7R10

FORCED-AIR COOLING

- GENUINE SOLO-BARIC L7R SUBWOOFERS
- HEAVY INTERNAL BRACING
- SINGLE 2-OHM TERMINAL
- EASY TO INSTALL AND WIRE
- THICK BLACK CARPETING
- ROUNDED CORNERS
- EMBROIDERED KICKER LOGO
- THICK MDF CONSTRUCTION

UP TO 1200 WATTS RMS



DL7R12

DL7R12

DL7R12



L7T™ SOLO-BARIC  
ULTRA-THIN SUBWOOFERS

The thinnest square sub KICKER has ever invented, the Solo-Baric L7T™ still features a cone that pushes 20 percent more air than a same-sized round subwoofer, resulting in more bass. It also features the largest voice coil and magnet we’ve ever integrated into a thin sub. The extended top-plate has a patented “bumped” design, allowing extra excursion and longer throw for deeper overall bass, no matter the compromising space where it’s installed.

KICKER’s UniPlate™ combines the pole piece and back plate to make a single, seamless unit that pulls any damaging heat away from the sub. Forced-Air Cooling and perimeter venting” is also used above the top plate, bringing additional cooling air in and around the motor.

SoloKon™ technology uses an injection-molded polypropylene cone and 360-degree back bracing as a single solid unit, both cooling the motor and ultimately eliminating distortion. Patented ribbed corners are incorporated into the high roll Santoprene® surround to move smoothly under high SPL. We then stitch the cone to the surround, providing an additional level of integrity that thrives anywhere you install it. The L7T is ready for years of use!

We never cut corners! Thin-mount and ruthless, KICKER’s L7T square subwoofer delivers more bass than its round counterpart, while fitting where only a thin driver will do.



L7T12



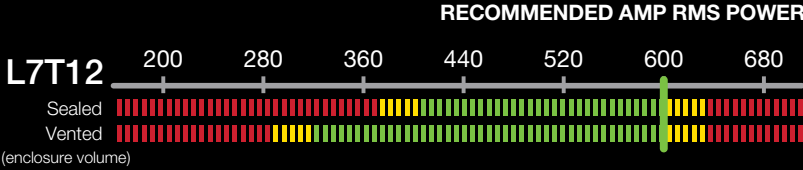
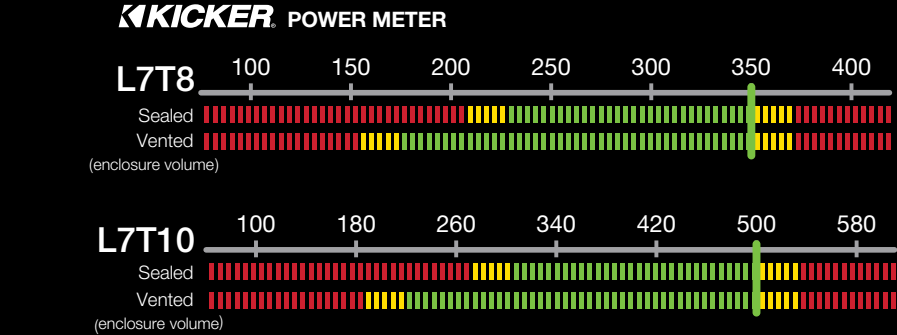
L7T10

- POWER POINTS

- > Shallow-mount driver with true subwoofer performance
  - > Patented square-cone technology for more bass than same-sized round sub
  - > Rigid SoloKon™ cone with 360-degree back bracing

speaker size: in. cm . power handling: watts RMS . impedance: Ohms . Power handling assumes typical music program with minimal clipping; varies with enclosure size. See your KICKER dealer for complete details. Based on measurements of 2Q models.

L7T12:	SIZE: 12, 30	POWER: 600	IMPEDANCE: 2 or 4 DVC
L7T10:	SIZE: 10, 25	POWER: 500	IMPEDANCE: 2 or 4 DVC
L7T8:	SIZE: 8, 20	POWER: 350	IMPEDANCE: 2 or 4 DVC





DUAL L7T  
TRUCK-SPECIFIC  
ENCLOSURES

KICKER Dual L7T Truck Enclosures are a perfect, form-fitting solution for select versions of the Ford® F-150, Chevy® Silverado®, GMC® Sierra® and RAM®. A single two-ohm terminal connects the drivers to your KICKER amplifier. Two L7T thin subwoofers deliver the thunder in these heavily braced MDF enclosures delivering up to 1,200 watts RMS.

Thick black carpeting protects the enclosures, and custom grilles protect the upfiring KRDL7T (RAM). The KFDL7T (Ford) and KGMDL7T (Chevy/GMC) downfire into the floor, safe from loose objects and active feet. You may barely see these stealthy enclosures – but you’ll definitely hear them.

- POWER  
POINTS
- > Form-fitting design for F-150/Silverado/Sierra/RAM

> High power handling

> Design completely protects subwoofers

speaker size: in. cm . power handling: watts RMS . impedance: Ohms . Power handling assumes typical music program with minimal clipping; varies with enclosure size. See your KICKER dealer for complete details. Based on measurements of 20 models.

KFDL7T: SIZE: 10, 25	TYPE: DUAL DIM C: 55-1/8, 140	POWER: 1000 IMPEDANCE: 2	DIM A: 8-1/4, 21	DIM B: 13-3/8, 34
KGMDL7T: SIZE: 12, 30	TYPE: DUAL DIM C: 52, 132.1	POWER: 1200 IMPEDANCE: 2	DIM A: 7-7/16, 18.9	DIM B: 16-7/16, 41.7
KRDL7T: SIZE: 10, 25	TYPE: DUAL DIM C: 58-7/16, 148.4	POWER: 1000 IMPEDANCE: 2	DIM A: 7-9/16, 19.2	DIM B: 15-1/2, 39.4



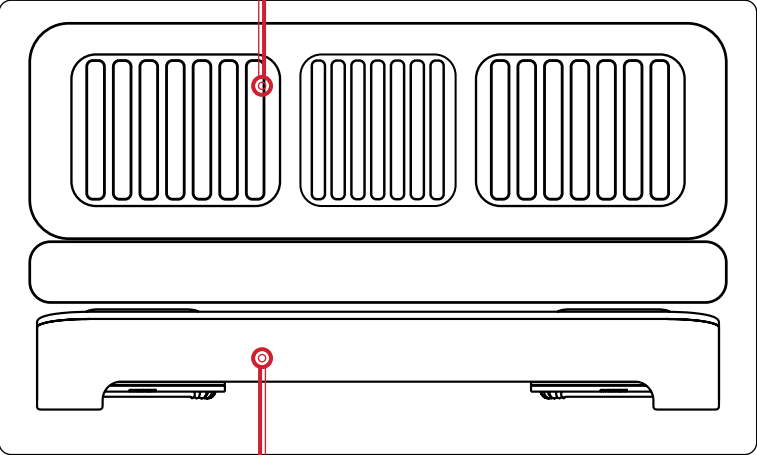
KFDL7T

- KFDL7T (for Ford)  
F-150 Crew Cab – 2009-2024  
F-250 Super Duty Crew Cab – 2017-2024
- KGMDL7T (for Chevy and GMC)  
Silverado/Sierra 1500 Crew Cab – 2008-2018  
Silverado/Sierra 1500 Crew Cab – 2019-2024  
Silverado/Sierra 2500/3500 Crew Cab – 2009-2019  
Silverado/Sierra 2500/3500 Crew Cab – 2020-2024
- KRDL7T (for RAM)  
RAM 1500 Quad Cab – 2002-2018  
RAM 2500/3500 Quad Cab – 2003-2024  
RAM 1500 Crew Cab – 2009-2018  
RAM 2500/3500 Crew Cab – 2009-2024  
RAM Classic Quad/Crew Cab – 2018-2024  
Fit varies by truck model.



Ford, F-150 and F-250 are registered trademarks, owned and used under license by Ford Motor Company. Chevy, GMC, Silverado, and Sierra are registered trademarks of GM, its subsidiaries, affiliates or licensors. RAM is a registered trademark of FCA US LLC.

BACK SEAT



ENCLOSURE



KFDL7T





KGMDL7T



KRDL7T



KRDL7T





L7TDF™  
DOWN-FIRING  
SOLO-BARIC LOADED  
ENCLOSURES



POWER  
POINTS

- > Deep bass in a small space
- > Fitment under many truck seats
- > Down-firing design and tough enclosure resists stacking weight
- > Square L7T sub design is louder than round subs
- > Now available in a thundering dual-woofer configuration

speaker size: in, cm . power handling: watts RMS . impedance: Ohms . Power handling assumes typical music program with minimal clipping; varies with enclosure size.  
See your KICKER dealer for complete details. Based on measurements of 2Q models.

DL7TDF12	SIZE: 12, 30	POWER: 1200	DIM A/B: 8-1/4, 21	DIM C: 17-1/8, 43.5	DIM D: 38-3/16, 97	IMPEDANCE: 2
L7TDF12:	SIZE: 12, 30	POWER: 600	DIM A/B: 6-1/2, 16.7	DIM C: 15, 38	DIM D: 23-7/8, 60.5	IMPEDANCE: 2
L7TDF10:	SIZE: 10, 25	POWER: 500	DIM A/B: 6-1/8, 15.6	DIM C: 14-3/8, 36.5	DIM D: 23-3/8, 59.5	IMPEDANCE: 2
L7TDF8:	SIZE: 8, 20	POWER: 350	DIM A/B: 5-1/8, 13.2	DIM C: 13-3/8, 34	DIM D: 23, 58.5	IMPEDANCE: 2

> AND NOW KICKER'S FIRST DOWN-FIRING SQUARE COMES IN A DUAL TO REALLY SHAKE THE FOUNDATION



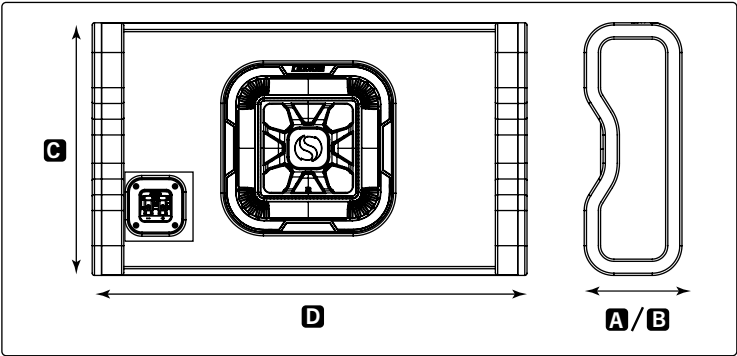
DL7TDF12



DL7TDF12



L7TDF™ DOWN-FIRING  
SOLO-BARIC  
LOADED ENCLOSURES



L7TDF8



L7TDF10



L7TDF12



DOWN-FIRING  
SUBWOOFER  
ENCLOSURE



# L7T™ SOLO-BARIC ULTRA-THIN ENCLOSURES

L7T Loaded Enclosures deliver incredible bass in a surprisingly small space, thanks to the revolutionary design of the L7T thin subwoofer.

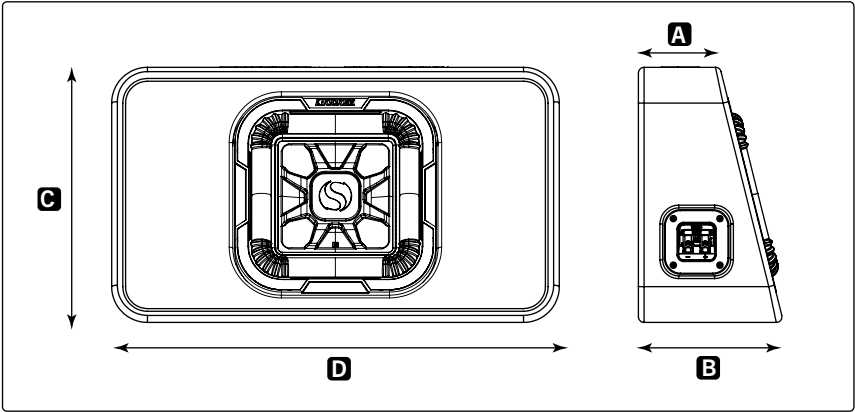
All L7T subwoofers feature a Santoprene surround and patented ribbed corners, made to deliver distortion-free bass while resisting heat and degradation. Our exclusive SoloKon cone with 360-degree back bracing gives you a smooth, accurate response. The UniPlate solid pole piece, back-plate construction and Forced-Air Cooling ensure the sub stays cool for a long play life.

Featuring extensive internal bracing, thick MDF construction and custom embroidery, the custom shape fits the contours of your ride. Mount it under or behind a seat – TL7T loaded enclosures deliver that deep, loud bass you love!

- POWER POINTS
- > Less than eight inches deep
  - > Extensive internal bracing
  - > Thick black carpet with custom embroidery

speaker size: in, cm . power handling: watts RMS . impedance: Ohms . Power handling assumes typical music program with minimal clipping; varies with enclosure size. See your KICKER dealer for complete details. Based on measurements of 2Q models.

TL7T12:	SIZE: 12, 30	POWER: 600	DIM A: 4-3/8, 11.2	DIM B: 7-3/4, 19.6
	DIM C: 13-3/4, 35		DIM D: 21-1/2, 54.6	IMPEDANCE: 2
TL7T10:	SIZE: 10, 25	POWER: 500	DIM A: 4-3/8, 11.3	DIM B: 7-1/4, 18.5
	DIM C: 12, 30.4		DIM D: 20-1/4, 51.5	IMPEDANCE: 2
TL7T8:	SIZE: 8, 20	POWER: 350	DIM A: 3-5/8, 9.2	DIM B: 6-1/4, 16
	DIM C: 11-1/4, 28.5		DIM D: 19-5/8, 50	IMPEDANCE: 2



TL7T12



TL7T10



TL7T8

FORCED-AIR  
COOLING





**HIDEAWAY®  
POWERED  
SUBWOOFERS**

Our legendary subwoofer technology continues to lead the way for clear-sounding, ground-pounding bass in a vehicle, and it's incorporated into our Hideaway Compact Powered Subwoofers. It also represents a CES Innovation Award for design and engineering from the brand that knows bass.

The Hideaway, now adding a refined 10-inch subwoofer to the popular mix along with the ground-breaking 8-inch, delivers surprising low-frequency output from remarkably small enclosures, setting a new standard in compact convenience and bass performance in a vehicle.

Sitting barely three inches high and nearly 14 inches wide, the Hideaway combines a powerful amplifier and custom, ultra-thin subwoofer to add thumping bass to any vehicle's sound from the tightest locations. It also provides a convenient, quick-connect Molex® plug and harness that includes power, signal and remote turn-on.


Hideaway powered subwoofers come ready with a remote bass control for fine-tuning bass levels, adjustable low-pass crossover, variable 6dB bass boost, 180° phase switch for max output and two automatic turn-on options. They also feature high- and low-level inputs for integration with nearly any factory or aftermarket head unit. The HS10 adds start/stop compatibility as part of its FIT+™ (Fail-safe Integration Technology-Plus) feature for the latest models of vehicles.

**POWER  
POINTS**

- Ultra-compact powered subwoofer designed for the tightest locations
- HS10 180-watt mono amp and 10-inch sub; HS8 150-watt mono amp and 8-inch sub
- Easy bass solution with quick-connect Molex harness (power, signal and remote turn-on)

speaker size: in, cm . power handling: watts RMS . impedance: Ohms . Power handling assumes typical music program with minimal clipping; varies with enclosure size. See your KICKER dealer for complete details. Based on measurements of 40 models.

HS10:	SIZE: 10, 25	POWER: 180	BOX DEPTH: 14, 35.4	BOX HEIGHT : 3-1/8, 8.1
			BOX WIDTH: 10-3/8, 26.3	WEIGHT (LBS, KG): 11.4, 5.2
HS8:	SIZE: 8, 20	POWER: 150	BOX DEPTH: 13-7/8, 35.2	BOX HEIGHT : 3-1/8, 7.94
			BOX WIDTH: 9-3/8, 23.8	WEIGHT (LBS, KG): 9.4, 4.3



- 10-INCH SUBWOOFER
- 180-WATT RMS AMPLIFIER
- ALL-ALUMINUM ENCLOSURE
- FIT+™ INPUTS



HS10 HIDEAWAY



HS8 HIDEAWAY

- 8-INCH SUBWOOFER
- 150-WATT RMS AMPLIFIER
- ALUMINUM TOP WITH POLYCARBONATE-BASE ENCLOSURE
- ACCEPTS INPUT SIGNAL FROM 125MV TO 10V



HS8 HIDEAWAY



HS8 HIDEAWAY



HS10 HIDEAWAY



HS10 HIDEAWAY

CXARC



# COMPQ<sup>®</sup> AUDIOPHILE SQL SUBWOOFERS

KICKER continues its Q-Class product line with another distinguished bass driver — one that retains the traditional shape of a subwoofer but brings a payload of preeminent engineering and expertise from an industry leader of over 50 years. The CompQ™ Subwoofer delivers on all of the power and performance expected from KICKER's supreme round woofer.

CompQ's motor efficiency features computer-optimized, oversized voice coils for the most power handling ever (RMS) from a round KICKER subwoofer. Immense magnets administer the most accurate voice-coil control, using long, low-carbon extended poles for the greatest control and power handling. This solid, non-vented pole piece also provides high mass for optimal cooling during continued use. The non-magnetic, die-cast aluminum alloy basket adds to the efficient motor structure and superior alignment.

All components are engineered to perform flawlessly under the stresses of high excursion. Large-diameter, progressive-roll spiders maintain precise control during high excursion. Heavy-duty ribbon-wire speaker leads intertwine with the spider for the best reliability. The injection molded SoloKon™ cone delivers on target, accurate response, and the stitched, large-roll ribbed Santoprene® surround expands and contracts for max control at high excursion. A 360-degree cone brace is laser-etched for the superior bond strength, minimizing flex and ultimately - distortion.

Installers will rely upon high-capacity, dual push terminals to grip 8-gauge wiring for extreme current flow, all from one side of the frame for easy setup. Included front screw-hole covers hide all mounting hardware for a clean-looking, complete installation.

## POWER POINTS

- KICKER's premium round subwoofer
- Massive magnets and extended poles for maximum motor strength
- Die-cast-aluminum alloy basket
- Forced-air cooling for increased power handling & reliability



speaker size: in, cm . power handling: watts RMS . impedance: Ohms . Power handling assumes typical music program with minimal clipping; varies with enclosure size. See your KICKER dealer for complete details. Based on measurements of 2Q models.

CWQ15:	SIZE: 15, 38	POWER: 600-1200	IMPEDANCE: 2 or 4 DVC
CWQ12:	SIZE: 12, 30	POWER: 500-1000	IMPEDANCE: 2 or 4 DVC
CWQ10:	SIZE: 10, 25	POWER: 400-800	IMPEDANCE: 2 or 4 DVC

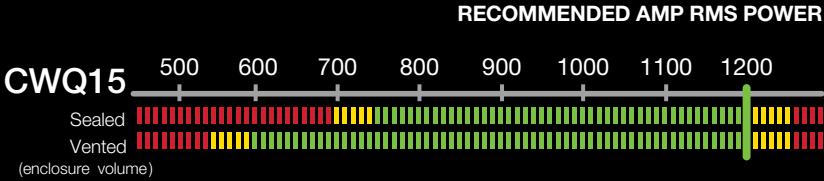
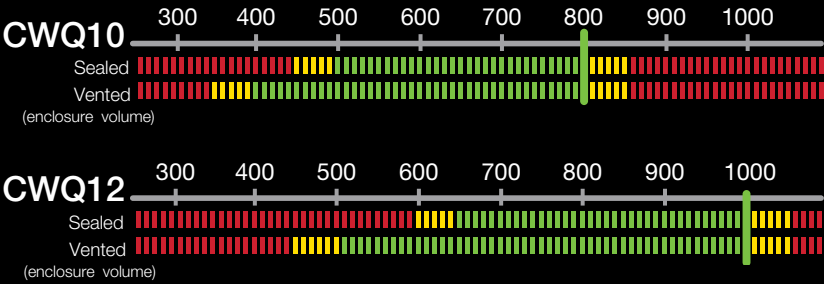
*“The CompQ is the pinnacle of our round woofer designs, producing unsurpassed sound quality and performance.”*  
 — KICKER President Steve Irby

CompQ10

CompQ12

CompQ15

## KICKER POWER METER



BLUE LACE™ SPIDER CREATES A STRONG LINEAR SUSPENSION FOR THE CONE AND BINDS THE TINSEL LEADS TO ELIMINATE ANY UNNECESSARY MOVEMENT.



COMPVX™

HIGH-POWER SUBWOOFERS

For superior sound quality and high power handling, the CompVX™ is the answer. The CompVX features extraordinary thermal management, multiple wiring options and KICKER's unique speaker technology to deliver outstanding bass reproduction without distortion.

Subwoofers love power, but hate heat. KICKER engineered several technologies to keep the CompVX as cool as your music, even with the volume turned up to eleven! Dual voice coils with high-temp copper windings easily handle intense heat.

Forced-Air Cooling pushes hot air away from the voice coil, then pulls cooler air in to lower the operating temperature of the motor by up to 20%. The cast-aluminum basket features motor-cooling perimeter venting, and a solid, extended pole piece increases heat dissipation while improving acoustic performance. It's a powerful thermal management system that is uniquely KICKER.

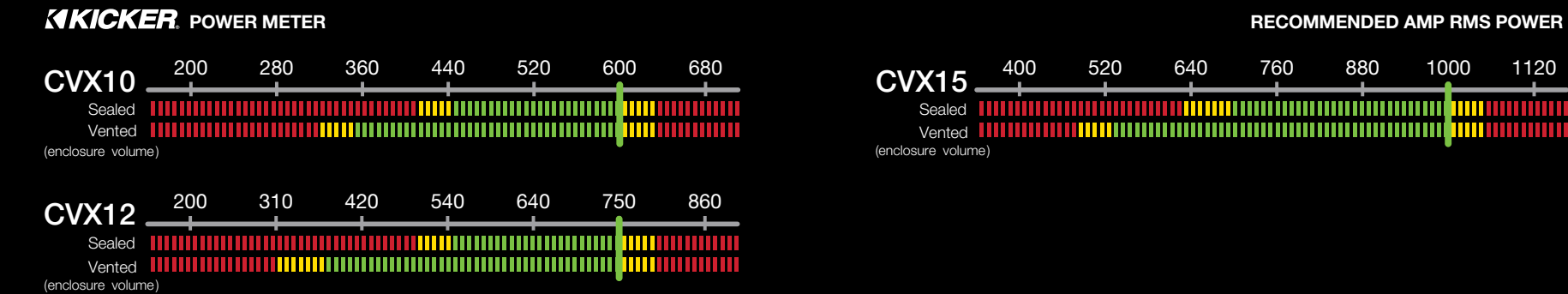
The recipe for accurate sound is a stiff cone and linear movement. An ultra-rigid SoloKon™ cone with 360-degree back bracing provides strong, accurate bass, and a ribbed Santoprene® surround is stitched for toughness. The semi-progressive roll spider supports both substantial excursion and linear movement for the loudest bass with the lowest distortion.



- POWER POINTS
- Exceptional power handling
  - Ultra-rigid, one-piece SoloKon™ with vented back bracing
  - Cast-aluminum basket with motor-cooling perimeter venting
  - Blue double stitching joins cone and surround
  - Forced-Air Cooling for increased reliability

speaker size: in. , cm . power handling: watts RMS . impedance: Ohms . Power handling assumes typical music program with minimal clipping; varies with enclosure size. See your KICKER dealer for complete details. Based on measurements of 2D models.

COMPVX15: SIZE: 15, 38	POWER: 1000	IMPEDANCE: 2 or 4 DVC
COMPVX12: SIZE: 12, 30	POWER: 750	IMPEDANCE: 2 or 4 DVC
COMPVX10: SIZE: 10, 25	POWER: 600	IMPEDANCE: 2 or 4 DVC





COMPR<sup>®</sup>

ADVANCED SUBWOOFERS

CompR Subwoofer technology is built to last, delivering stunning amounts of bass every time you press play. Its advanced suspension system includes a ribbed Santoprene<sup>®</sup> surround and a large-diameter spider for distortion-free sound. It also features a strong, stamped-steel framework supporting a huge stacked magnet structure for excellent power handling and sound quality.

Play it harder, for longer! Introducing KICKER's Forced-Air Cooling system. This innovative system uses the woofer's own cone movement to route even more air through the CompR's motor, forcing unwanted heat out of vents built into the backplate, and allowing the sub to run 25 percent cooler than before. You get the bass you love, the sleek look you want and the reliability you need.

The CompR delivers the deepest musical bass and is made to work perfectly with KICKER mono amplifiers. The motor structure itself is a mechanical marvel, utilizing a large-diameter, progressive-roll spider for increased linearity and better sound with high-strength Spiralead<sup>™</sup> tinsel leads woven through for max transfer of signal. High-temp coil wire winding around the UniPlate<sup>™</sup> pole piece and engineered backplate vents contribute to the woofer's efficient cooling attributes and durability.

CompR features the SoloKon<sup>™</sup> cone system, an injection-molded polypropylene cone, tough surround and 360-degree back bracing for ultra-rigidity and minimal distortion. The steel basket provides full protection of the large spider and complete motor assembly. While the basket fully protects the inner workings, its mounting depth has been minimized to easily fit into more installations than ever before.



CWR10



CWR15



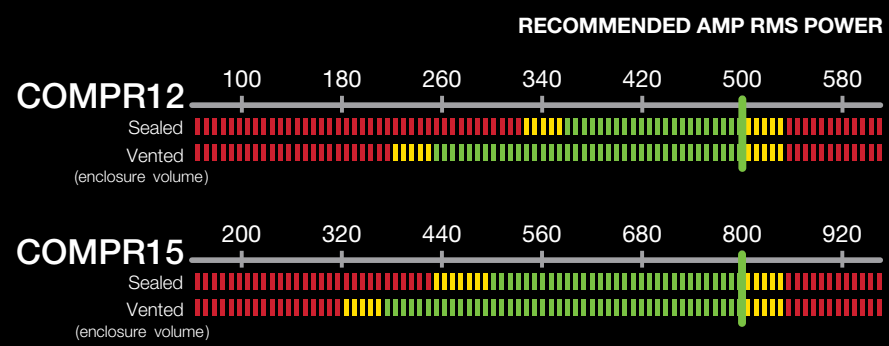
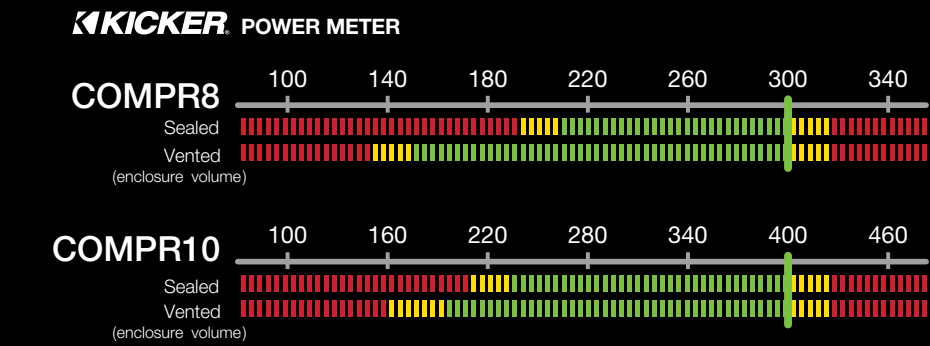
CWR15

- POWER POINTS

- > Rigid SoloKon<sup>™</sup> cone system with 360-degree bracing
  - > Tough Santoprene<sup>®</sup> surround and full-coverage steel basket
  - > Forced-Air Cooling for excellent reliability
  - > Sleek, blacked-out cosmetics with signature red stitching

speaker size: in. cm . power handling: watts RMS . impedance: Ohms . Power handling assumes typical music program with minimal clipping;varies with enclosure size. See your KICKER dealer for complete details. Based on measurements of 4Q models.

CWR15:	SIZE: 15, 38	POWER: 800	IMPEDANCE: 2 or 4 DVC
CWR12:	SIZE: 12, 30	POWER: 500	IMPEDANCE: 2 or 4 DVC
CWR10:	SIZE: 10, 25	POWER: 400	IMPEDANCE: 2 or 4 DVC
CWR8:	SIZE: 8, 20	POWER: 300	IMPEDANCE: 2 or 4 DVC



25% Cooler with  
**FORCED-AIR COOLING**





TB-SERIES COMPACT WEATHERPROOF SYSTEMS

Great bass mounts anywhere with the KICKER TB! Built from thick ABS, the TB comes equipped with our active CompR woofer. This sub features a double-stacked magnet, an advanced suspension and advanced heat management system.

Made with the same surround and cone materials as the active sub, the ReFLEX subwoofer is mounted on the opposite side of the TB for even deeper excursion with a small footprint.

Our signature double red stitching creates an outstanding bond between the Santoprene surround and polypropylene woofer cone for reliable performance.

Revolutionary SoloKon™ technology joins the cone to the vented back brace - both cooling the motor and eliminating distortion for clean, smooth bass.

An innovative bracketing system allows the TB to be mounted horizontally or vertically in nearly any vehicle.



TB8



TB10

- POWER POINTS

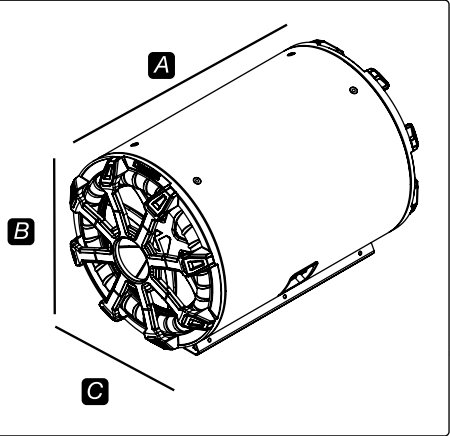
> Combines active CompR® sub with passive ReFLEX sub for outstanding bass

> Thick, cylindrical ABS enclosure protects woofers loaded on each end

> Innovative bracketing system allows horizontal or vertical mounting

speaker size: in. cm . power handling: watts RMS . impedance: Ohms . Power handling assumes typical music program with minimal clipping; varies with enclosure size. See your KICKER dealer for complete details. Based on measurements of 4Ω models.

TB10: 10, 25	POWER: 400	IMPEDANCE: 2 or 4	DIM A: 16-9/16, 42.1	DIM B: 10-3/4, 27.3	DIM C: 10-5/8, 27
TB8: 8, 20	POWER: 300	IMPEDANCE: 2 or 4	DIM A: 12-7/8, 32.8	DIM B: 8-5/8, 21.9	DIM C: 8-1/2, 21.6



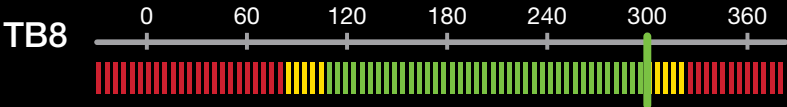
MADE WITH GENUINE

Comp<sup>TM</sup>R

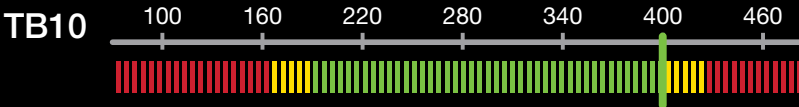
SUBWOOFERS



KICKER POWER METER



RECOMMENDED AMP RMS POWER



MOUNTS VERTICALLY & HORIZONTALLY



STURDY BRACKET MOUNTS







## COMPR<sup>®</sup> LOADED SUBWOOFER ENCLOSURES

The CompR Subwoofer Enclosure delivers on the promise of thunderous bass. Sporting a sleek set of cosmetic updates and covered in plush carpet with the signature KICKER logo, there's no doubt that your box and sound are uniquely KICKER.

The magic in big bass rests not just in the subs, but in the box! Thanks to outstanding enclosure construction and a revolutionary port design, the legendary CompR sub box pounds out the low end with authority! Black carpeting gives the enclosure a refined look while the front-facing tuned port raises the bar for acoustic efficiency, creating unheard of bass levels. The single 12-inch version has been enlarged for more output, and even deeper bass!

Thick MDF and copious internal bracing ensures the CompR enclosure is as solid as it is reliable. Combined with the quality and power handling of the new CompR subs, you get one of the most formidable loaded enclosures on the market today.

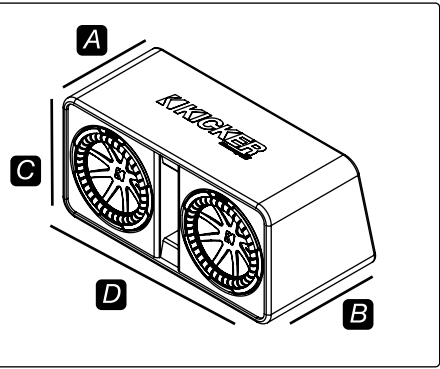
- POWER  
POINTS
- Enclosure utilizes front-facing tuned port for bold bass response
  - KICKER's work-horse CompR subwoofer
  - Forced-Air Cooling helps to run 25% cooler than ever before
  - New cosmetics with sleek, blacked-out look and signature, red cone stitching

speaker size: in, cm, power handling: watts RMS, impedance: Ohms, Power handling assumes typical music program with minimal clipping; varies with enclosure size. See your KICKER dealer for complete details. Based on measurements of 2Q models.

VCWR122: SIZE: 12, 30	POWER: 500	TYPE: SINGLE			
DIM A: 11-3/8, 28.9		DIM B: 14-1/2, 36.8	DIM C: 16, 40.6	DIM D: 23, 58.4	IMPEDANCE: 2
DCWR122: SIZE: 12, 30	POWER: 1000	TYPE: DUAL			
DIM A: 14, 35.6		DIM B: 17-1/4, 43.8	DIM C: 16, 40.6	DIM D: 32-3/8, 82.2	IMPEDANCE: 2
DCWR102: SIZE: 10, 25	POWER: 800	TYPE: DUAL			
DIM A: 14-1/2, 36.8		DIM B: 17-1/4, 43.8	DIM C: 14, 35.6	DIM D: 28-1/2, 72.4	IMPEDANCE: 2



VCWR12



DCWR12



DCWR10

25% Cooler with  
**FORCED-AIR  
COOLING**



# COMPRT® ULTRA-THIN SUBWOOFERS

CompRT Subwoofers have the thinnest mounting depths available from the world's bass leader, suitable for the trickiest installations. It's true, deep bass that's made to fit where conventional-sized subwoofers don't – now with a sleek, blacked-out look.

KICKER CompRT subwoofers are engineered to deliver serious bottom end, even where space is limited. Whether behind the seat, in a compact car or in a motorcycle's saddlebags, make no mistake - signature KICKER bass is on board!

The CompRT utilizes a large-diameter, progressive-roll spider for increased linearity and better overall sound quality. A bumped top plate allows for full voice-coil clearance and excursion, creating outstanding bass. The high-temp, voice-coil wire windings surround the high-mass, solid pole piece for excellent thermal management.

KICKER's Forced-Air Cooling contributes to the woofer's efficiency and durability, allowing the subwoofer to run over 20 percent cooler. As a result, CompRTs have one of the highest power ratings of any thin sub on the market.

The CompRT features an injection-molded polypropylene cone and tough Santoprene surround that interlocks with the front gasket for ultra-rigidity and minimal distortion. The basket provides full protection of the motor assembly, and with the interlocking surround and gasket, helps the weather-resistant subwoofer perform perfectly in outdoor powersports settings.

The subwoofer features dual, spring-loaded wire terminals that are custom-designed specifically for the basket, so the subwoofer can retain its shallow mounting capability.

## POWER POINTS

- > Shallow-mount, true-sub performance; 2 or 4-Ohm DVC
- > Inverted-bump top plate for full excursion with minimal mounting depth
- > High-mass, solid pole piece and Forced-Air Cooling for excellent reliability
- > Distinct blacked-out look with signature red surround stitching

speaker size: in. cm. power handling: watts RMS impedance: Ohms. Power handling assumes typical music program with minimal clipping; varies with enclosure size. See your KICKER dealer for complete details. Based on measurements of 4Q models.

CWRT12:	SIZE: 12, 30	POWER: 500	IMPEDANCE: 2 or 4 DVC
CWRT10:	SIZE: 10, 25	POWER: 400	IMPEDANCE: 2 or 4 DVC
CWRT8:	SIZE: 8, 20	POWER: 300	IMPEDANCE: 2 or 4 DVC
CWRT67:	SIZE: 6-3/4, 16.5	POWER: 150	IMPEDANCE: 2 or 4 DVC



CWRT10



CWRT12



## KICKER POWER METER



## RECOMMENDED AMP RMS POWER

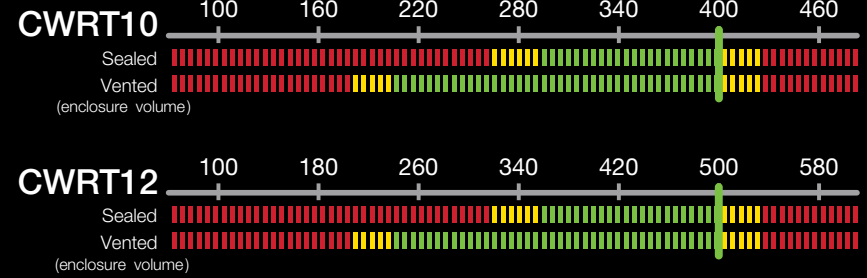


Photo courtesy of NotStock Photography



# PTRTP POWERED DOWN-FIRING COMPRT-LOADED ENCLOSURES

PTRTP Powered Thin Down-Fire Enclosures are loaded with a passive ReFLEX subwoofer and the KICKER CompRT shallow-mount active sub, delivering incredible bass without needing lots of space! Place them under a truck seat, in the cargo area of your SUV, or in your trunk.

The integrated amplifier is equipped with 500 watts of pulse-pounding power for the 12-inch PTRTP and 400 watts for the 10-inch version.



PTRTP12

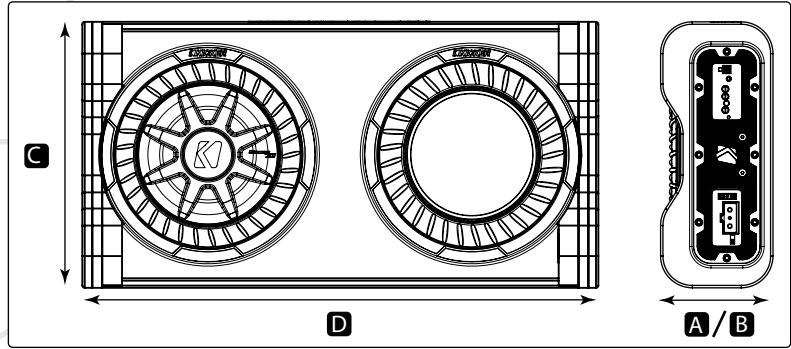


- POWER POINTS**

- > Fitment under many truck seats
  - > Power-matched, built-in amplifier for hard-hitting bass
  - > Easily integrates with factory audio system

speaker size: in, cm . power handling: watts RMS . impedance: Ohms . Power handling assumes typical music program with minimal clipping; varies with enclosure size. See your KICKER dealer for complete details. Based on measurements of 4Q models.

<b>PTRTP12:</b>	<b>SIZE:</b> 12, 30	<b>POWER:</b> 500	<b>DIM A/B:</b> 6-1/8, 15.6
	<b>DIM C:</b> 14-5/8, 37	<b>DIM D:</b> 27-1/2, 70	<b>IMPEDANCE:</b> 2
<b>PTRTP10:</b>	<b>SIZE:</b> 10, 25	<b>POWER:</b> 400	<b>DIM A/B:</b> 5-5/8, 14.2
	<b>DIM C:</b> 13-1/4, 33.5	<b>DIM D:</b> 25-5/8, 65	<b>IMPEDANCE:</b> 2



PTRTP10



PTRTP10



Now with  
**FORCED-AIR COOLING**





TRTP DOWN-FIRING  
COMPRT-LOADED ENCLOSURES

TRTP Down-Firing Loaded Enclosures are purpose-built to deliver the bass you want, without taking up the cargo space you need. Equipped with a KICKER CompRT ultra-thin, active sub and ReFLEX™ passive subwoofer, the down-firing TRTP is super-slim and fortified with heavy internal bracing – perfect for your cargo area, under your seat or in the trunk. No grilles necessary!

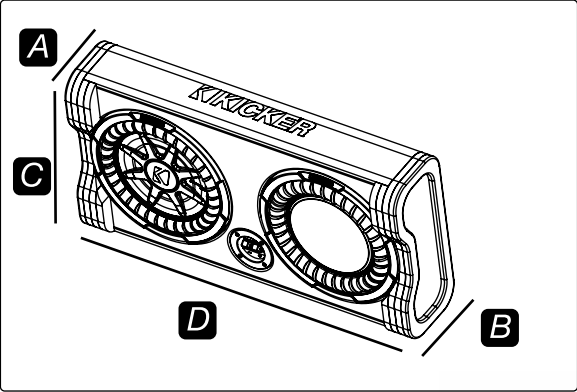
Play it harder, for longer! Introducing KICKER’s new and improved Forced-Air Cooling system. This innovative system uses the woofer’s own cone movement to route even more air through the motor, forcing unwanted heat out of vents built into the backplate, and allowing the CompRT sub to run more than 20 percent cooler than before. You get the bass you the love, with the reliability you need.



- POWER POINTS
- Big bass without the big enclosure
  - Stack your stuff right on the sub – no lost space!
  - Easily fits under many truck seats
  - Sleek, blacked-out look and signature, red cone stitching

speaker size: in. cm . power handling: watts RMS . impedance: Ohms . Power handling assumes typical music program with minimal clipping; varies with enclosure size. See your KICKER dealer for complete details. Based on measurements of 4Q models.

TRTP12:	SIZE: 12, 30	POWER: 500	DIM A/B: 6-1/8, 15.6	DIM C: 14-5/8, 37
	DIM D: 27-1/2, 70	IMPEDANCE: 2		
TRTP10:	SIZE: 10, 25	POWER: 400	DIM A/B: 5-5/8, 14.2	DIM C: 13-1/4, 33.5
	DIM D: 25-5/8, 65	IMPEDANCE: 2		
TRTP8:	SIZE: 8, 20	POWER: 300	DIM A/B: 5-3/8, 13.8	DIM C: 12-1/4, 31
	DIM D: 23-5/8, 60	IMPEDANCE: 2		



TRTP8



TRTP10



20% Cooler with  
FORCED-AIR  
COOLING



COMPRT® THIN  
LOADED ENCLOSURES

Bass has never been this loud and deep in a box this thin. Using revolutionary ReFLEX™ subwoofer technology and advanced enclosure construction, KICKER has developed the perfect box for fitting behind or under your seat.

CompRT Enclosures sport an extremely thin profile, and include heavy internal bracing for exceptional rigidity and ReFLEX™ passive sub technology for extending the low-end response. KICKER has added Forced-Air Cooling that contributes to the woofer’s efficiency and durability, allowing the subwoofer to run more than 20 percent cooler. The subwoofers now feature a sleek, blacked-out look with KICKER’s signature red stitching on the cone.

The refined look of CompRT Enclosures include a custom-embroidered KICKER logo, all black carpeting and satin-nickel terminals. CompRT enclosures come in an array of sizes, ranging from the mighty-mite 6-3/4-inch to the big-boss 12-inch TCWRT12 in a 2-Ohm load. Mount them behind your seat, or even under it!

- POWER POINTS
- Extremely thin profile with heavy internal bracing
  - Shallow-mount, true-sub performance where space is limited
  - Passive ReFLEX™ subwoofer provides extra output
  - Backplate vents provide Forced-Air Cooling to run 20 percent cooler

speaker size: in. cm . power handling: watts RMS . impedance: Ohms . Power handling assumes typical music program with minimal clipping; varies with enclosure size. See your KICKER dealer for complete details. Based on measurements of 4Q models.

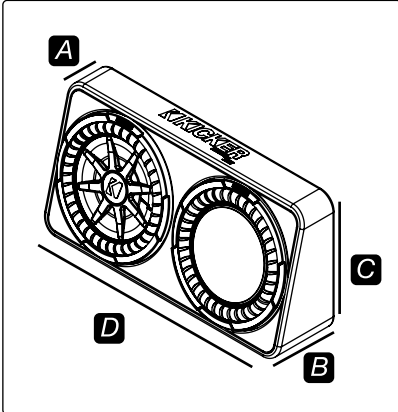
TCompRT12:	SIZE: 12, 30	TYPE: THIN POWER: 500	DIM A: 3-1/2, 8.9	DIM B: 7, 17.7
	DIM C: 13-1/2, 34.3	DIM D: 27, 68.5	IMPEDANCE: 2	
TCompRT10:	SIZE: 10, 25	TYPE: THIN POWER: 400	DIM A: 3-7/16, 8.8	DIM B: 6-9/16, 16.7
	DIM C: 11-13/16, 30	DIM D: 23-1/4, 59.1	IMPEDANCE: 2	
TCompRT8:	SIZE: 8, 20	TYPE: THIN POWER: 300	DIM A: 3-9/16, 9	DIM B: 6-7/16, 16.4
	DIM C: 11-7/16, 29.1	DIM D: 19-5/16, 49	IMPEDANCE: 2	
TCompRT67:	SIZE: 6-3/4, 16.5	TYPE: THIN POWER: 150	DIM A: 3-5/16, 8.5	DIM B: 5-11/16, 14.5
	DIM C: 10, 25.4	DIM D: 15-1/4, 38.7	IMPEDANCE: 2	

20% Cooler with  
FORCED-AIR  
COOLING



TCWRT67

TCWRT8





# REFLEX™ SUB PASSIVE RADIATORS (KBRW)

ReFLEX™ subwoofer technology goes custom! For the first time, KICKER offers component passive radiators to create more intense bass. Designed to deliver all of the low-end performance of a ported enclosure in a fraction of the air space, these ReFLEX passives let you design your enclosure, your way. Now your custom enclosure fits under a seat or behind the back bench, and hammers with that awesome KICKER bass!

- POWER POINTS
- Build custom enclosures that play deep, accurate bass
  - Get the sound of a ported enclosure without the size
  - Engineered for easy installation
  - Must be paired with an active subwoofer



Radiator Size	Enclosure Size	Tuning Frequency
8"	.4 Cubic feet	49 Hz



Radiator Size	Enclosure Size	Tuning Frequency
10"	.5 Cubic feet	41 Hz



Radiator Size	Enclosure Size	Tuning Frequency
12"	.7 Cubic feet	34 Hz





# COMPVR® HARD-HITTING SUBWOOFERS

NEW FOR  
2025

Improved CompVR uses an optimized motor design with dual voice coils, huge magnets and excellent heat management for the pounding bass that you crave.

It's KICKER's most popular subwoofer, and it features that sinister blackout look and stylish double red stitching. Our SoloKon cone system combines the injection-molded poly cone with full-coverage back bracing, creating a single integrated unit. Dual voice coils, high-temp coil wire, ribbed Santoprene surround and durable Spiralead™ tinsel leads woven into the spider are part of the equation for an outstanding combination of raw power handling, thermal management and long-lasting reliability that embodies the KICKER sound.

## POWER POINTS

- Optimized motor design for hard-hitting bass
- Injection-molded SoloKon cone with 360-degree back bracing
- Forced-Air Cooling expels damaging heat

speaker size: in, cm · power handling: watts RMS · impedance: Ohms. Power handling assumes typical music program with minimal clipping, varies with enclosure size. See your KICKER dealer for complete details. Based on measurements of 4Ω models.

**CVR15: SIZE: 15, 38    POWER: 700    IMPEDANCE: 2 or 4 DVC**  
**CVR12: SIZE: 12, 30    POWER: 450    IMPEDANCE: 2 or 4 DVC**  
**CVR10: SIZE: 10, 25    POWER: 375    IMPEDANCE: 2 or 4 DVC**



CompVR12



CompVR15



CompVR10

## KICKER® POWER METER



## RECOMMENDED AMP RMS POWER

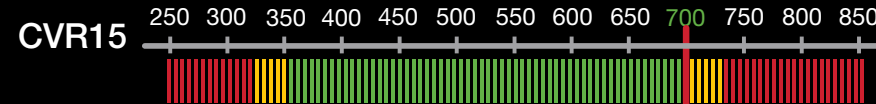


Photo courtesy of NotStock Photography





## COMPVR<sup>®</sup> HARD-HITTING LOADED ENCLOSURES

NEW FOR  
2025

CompVR Loaded Enclosures handle up to 900 watts of RMS power utilizing subwoofers that handle more power than ever before. As tough as they are refined, the KICKER-engineered enclosures are optimized to get every drop of bass out of our most popular subwoofer, which uses Forced-Air Cooling for an extraordinary long life.

Covered in a thick black carpet and adorned with an embroidered KICKER logo, each enclosure features a front-facing, factory-tuned port and a single 2-Ohm terminal. Inside the enclosure, thick bracing was used to add extraordinary strength and rigidity.

As in most KICKER woofers, the innovative SoloKon cone system combines the injection-molded poly cone with a full-coverage back brace, creating a single integrated unit. A ribbed Santoprene surround and durable Spiralead tinsel leads are part of the equation for long-lasting reliability that embodies the KICKER sound.



DCVR12

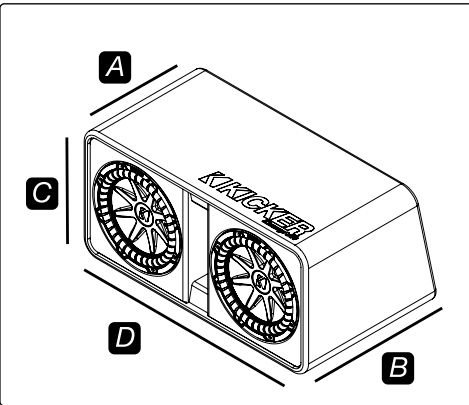


DCVR12

FORCED-AIR  
COOLING



VCVR12



VCVR12

## POWER POINTS

- Single or dual CompVR subwoofers with improved power handling
- Optimized enclosures with front-facing, factory-tuned port
- Perfect for hatchbacks, SUVs or your trunk

speaker size: in. cm . power handling: watts RMS . impedance: Ohms . Power handling assumes typical music program with minimal clipping; varies with enclosure size. See your KICKER dealer for complete details. Based on measurements of 2Q models.

<b>VCVR12:</b>	<b>SIZE:</b> 12, 30	<b>POWER:</b> 450	<b>TYPE:</b> SINGLE		
	<b>DIM A:</b> 11-3/8, 28.6	<b>DIM B:</b> 14-1/2, 36.8	<b>DIM C:</b> 15-15/16, 40.5	<b>DIM D:</b> 23-1/16, 58.5	<b>IMPEDANCE:</b> 2
<b>DCVR12:</b>	<b>SIZE:</b> 12, 30	<b>POWER:</b> 900	<b>TYPE:</b> DUAL		
	<b>DIM A:</b> 16-1/4, 41.3	<b>DIM B:</b> 19-1/2, 49.5	<b>DIM C:</b> 15-15/16, 40.5	<b>DIM D:</b> 32-1/2, 82.5	<b>IMPEDANCE:</b> 2



# COMPVT™ SLIM SUBWOOFERS

NEW FOR  
**2025**

The reengineered, shallow-mount CompVT fits nearly anywhere while delivering the bass only KICKER can provide. Whether it's under a truck seat, behind a bench or in the trunk, you get that boom you've been craving while keeping all of the loading space.

Cosmetically, this improved, thin-profile woofer combines a sleek blackout look with red surround stitching. Our SoloKon cone technology includes an injection-molded poly cone to the larger, better performing surround, creating a single, cohesive system. A shallow-depth, four-piece voice coil and high-mass, ventless pole piece, along with KICKER's innovative Forced-Air Cooling, provide outstanding heat dissipation and stunning bass. All of this innovation comes in a subwoofer less than four-and-a-half inches deep.

## POWER POINTS

- **Shallow-mount design for tightest installs and more cargo space**
- **Forced-Air Cooling tops the feature list of this redesigned KICKER favorite**
- **Revamped suspension and larger surround for better alignment and stability**

speaker size: in, cm . power handling: watts RMS . impedance: Ohms . Power handling assumes typical music program with minimal clipping; varies with enclosure size. See your KICKER dealer for complete details. Based on measurements of 4Q models.

**CVT12:** SIZE: 12, 30 POWER: 450 IMPEDANCE: 2 or 4 SVC

**CVT10:** SIZE: 10, 25 POWER: 375 IMPEDANCE: 2 or 4 SVC



CompVT10

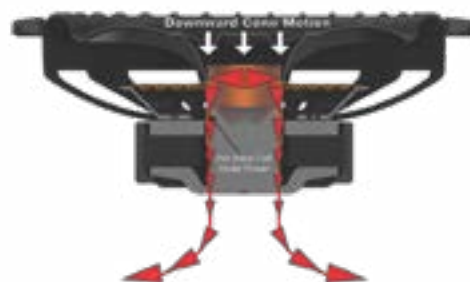
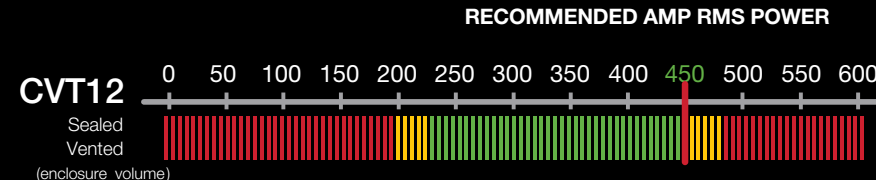
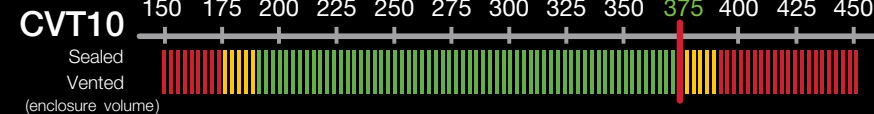


CompVT12



CompVT12

## KICKER POWER METER





COMPVT<sup>®</sup>

DOWN-FIRING WEDGE

SLIM ENCLOSURES



This one provides you the choice of installation, with a reengineered shallow-mount subwoofer loaded inside. The wedge-shaped CompVT Sub Enclosure is the perfect combination of affordability and convenience, standing upright for front-firing bass or lying flat in a down-firing position for ultimate woofer protection. The enclosures are equipped with an improved CompVT subwoofer, pre-wired to two Ohms.

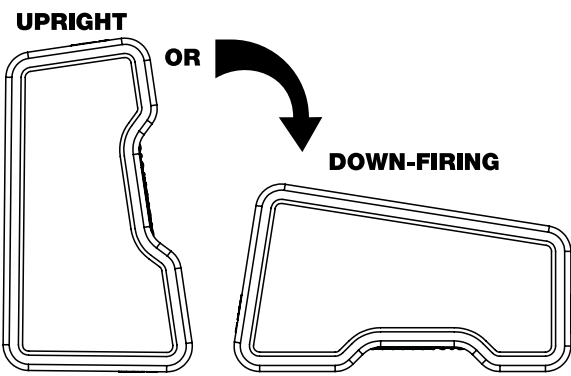
With stout internal bracing on the inside and thick carpet outside, the CompVT 10- and 12-inch sealed sub enclosures are loud and tough – made to deliver the pounding bass you want without filling up your trunk.



CVTDF10



CVTDF12



CVTDF10

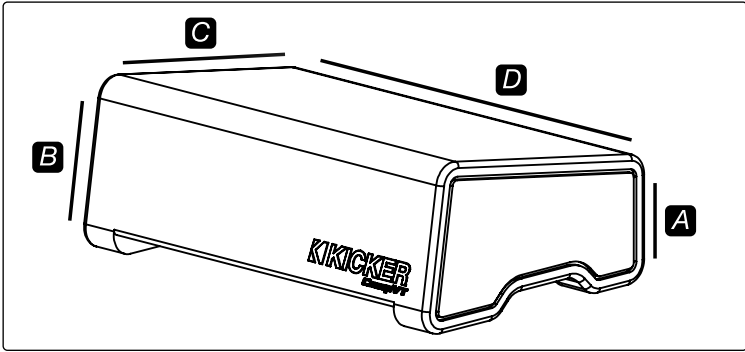
FORCED-AIR COOLING

POWER POINTS

- As a down-firing enclosure, it's tough, low-profile design resists stacking weight
- As an upright, front-firing enclosure, you can direct the bass for the best sound
- CompVT subwoofers are completely redesigned for improved power handling

speaker size: in, cm . power handling: watts RMS . impedance: Ohms . Power handling assumes typical music program with minimal clipping; varies with enclosure size. See your KICKER dealer for complete details. Based on measurements of 4Q models.

CVTDF12:	SIZE: 12, 30	POWER: 450	DIM A: 5-7/16, 3.9	DIM B: 7-1/2, 19.1
	DIM C: 14-15/16, 38		DIM D: 21-1/2, 54.6	IMPEDANCE: 2
CVTDF10:	SIZE: 10, 25	POWER: 375	DIM A: 5-1/2, 13.9	DIM B: 7-1/4, 18.4
	DIM C: 13, 33		DIM D: 20-1/4, 51.5	IMPEDANCE: 2





# COMPC<sup>®</sup> PERFORMANCE SUBWOOFERS

KICKER offers the greatest balance between big performance and bigger value with single and dual voice coil CompC<sup>®</sup> Subwoofers. Equipped with proven KICKER construction, these subs deliver world class power handling for the hard-hitting, high-performance bass you love.

Available in single and dual voice-coil 4-ohm impedances, CompC Subwoofers easily accommodate 2, 4 or 8-Ohm load configurations for maximum system flexibility. Spring-loaded terminals make connections easy, even with 12 AWG speaker wire. You get the very most out of your amplifier with the right impedance for the biggest bass possible.

CompC Subwoofers are based on the success of KICKER’s legendary Competition Series. Designed to eliminate flex and distortion for a deep, accurate sound, these subwoofers come equipped with a lightweight, injection-molded polypropylene cone and tough, ribbed polyurethane surround. Our signature yellow stitching creates a superior bond between the woofer and surround for extraordinary reliability.

The heavy-duty motor structure includes a rip-resistant, large-diameter spider for less stress, longer life, and superior accuracy. High-strength Spiralead™ tinsel leads weave through the spider for max signal transfer, then high-temp voice coil wire winding completes a powerful Comp motor that makes the most of every watt you give it.

The stamped-steel basket shows off the heavy-duty magnet and top plate. A cool subwoofer is a loud subwoofer, so the basket includes Forced-Air Cooling and custom perimeter venting slots placed along the bottom of the basket. These features ensure the woofer stays at the perfect operating temperature by allowing air to constantly circulate around the motor.

- POWER  
POINTS
- > Sounds great in sealed or ported enclosures
  - > Forced-Air Cooling for increased durability
  - > Models with dual or single 4 ohm voice coils

speaker size: in., cm. power handling: watts RMS . impedance: OhmsPower handling assumes typical music program with minimal clipping; varies with enclosure size. See your KICKER dealer for complete details. Based on measurements of 4Ω models.

CompC15:	SIZE: 15, 38	POWER: 400	IMPEDANCE: 4 SVC or DVC
CompC12:	SIZE: 12, 30	POWER: 300	IMPEDANCE: 4 SVC or DVC
CompC10:	SIZE: 10, 25	POWER: 250	IMPEDANCE: 4 SVC or DVC
CompC8:	SIZE: 8, 20	POWER: 200	IMPEDANCE: 4 SVC or DVC

“Bass is what we are all about... it's our specialty. From the very start, we've been known for rich sound. It's the KICKER heritage, and it's carried out through all we do.”

— KICKER founder and President Steve Irby



CompC10

CompC12

CompC8

## KICKER POWER METER









Photo courtesy of NotStock Photography

## COMPC<sup>®</sup> PERFORMANCE LOADED ENCLOSURES

High-performance CompC<sup>®</sup> Loaded Enclosures are factory-tuned with an optimized port to bring you loud, great-sounding bass. Whether it's a thin-mount, single or dual-subwoofer design, CompC Loaded Enclosures provide intense bass at a great value.

CompC<sup>®</sup> Loaded Enclosures are ready-made KICKER bass that installs in minutes. Equipped with proven box construction and an impressive bold look, the 10-and 12-inch dual sub enclosures offer a pair of CompC woofers in a stout MDF box with rounded corners and internal bracing for additional strength and rigidity. A single 12-inch subwoofer is available for under a back hatch, and the 10-inch thin-profile enclosure is perfect for behind the seat or wherever space limitations exist. All enclosures are covered in plush, black carpeting with a custom embroidered KICKER logo.

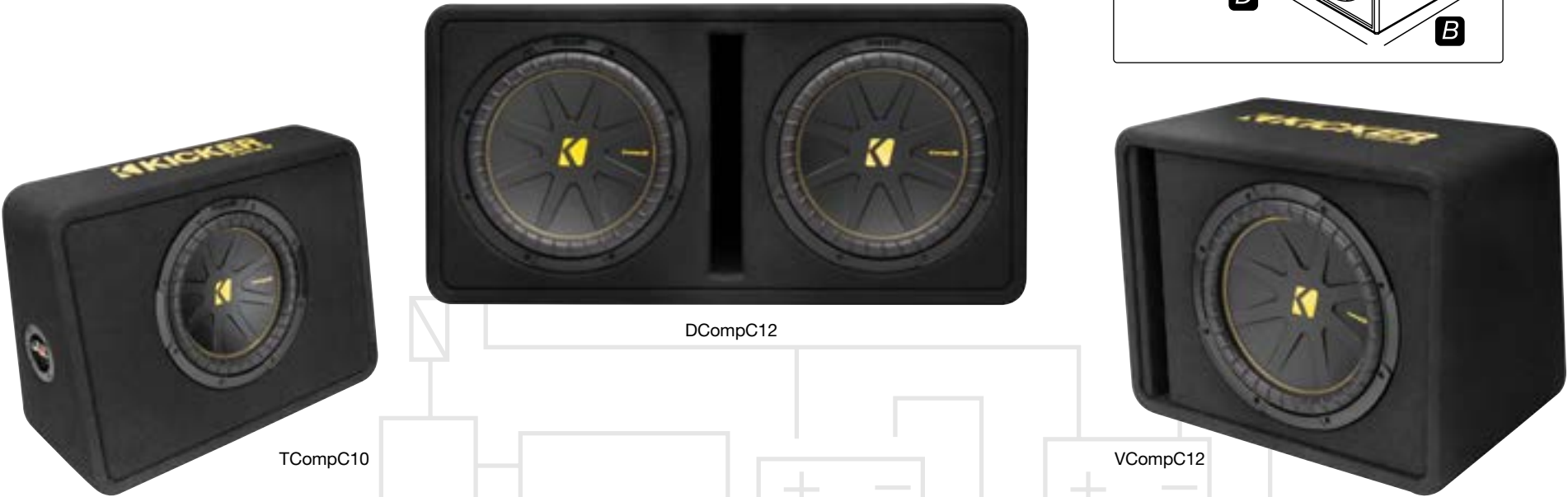
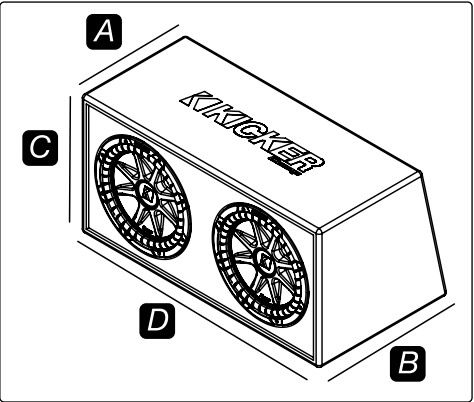
CompC Subwoofers build on the success of KICKER's original Competition Series from 1986. They are equipped with a lightweight, injection-molded polypropylene cone and tough, ribbed polyurethane surround built to eliminate flex and distortion. Simply place this powerhouse behind a seat, under a bench, or in your trunk, and start Livin' Loud!

## POWER POINTS

- Factory-tuned with front-facing port for loudest bass
- Ribbed polyurethane surround and yellow stitching
- Two dual subwoofer options (2 Ohm), one single subwoofer (2-4 Ohm) and one thin-profile subwoofer (2 or 4 Ohm)

speaker size: in, cm . power handling: watts RMS . impedance: Ohms . Power handling assumes typical music program with minimal clipping; varies with enclosure size. See your KICKER dealer for complete details. Based on measurements of 2 Q models.

<b>DCompC12:</b>	<b>SIZE:</b> 12, 30	<b>TYPE:</b> DUAL	<b>POWER:</b> 600	<b>DIM A:</b> 14, 35.6	<b>DIM B:</b> 17-1/4, 43.8
	<b>DIM C:</b> 16, 40.6	<b>DIM D:</b> 31-7/8, 81	<b>IMPEDANCE:</b> 2		
<b>DCompC10:</b>	<b>SIZE:</b> 10, 25	<b>TYPE:</b> DUAL	<b>POWER:</b> 500	<b>DIM A:</b> 13-1/2, 34.3	<b>DIM B:</b> 16-1/4, 41.4
	<b>DIM C:</b> 14, 35.6	<b>DIM D:</b> 28, 71.1	<b>IMPEDANCE:</b> 2		
<b>VCompC12:</b>	<b>SIZE:</b> 12, 30	<b>TYPE:</b> SINGLE	<b>POWER:</b> 300	<b>DIM A:</b> 11-3/8, 28.9	<b>DIM B:</b> 14-1/2, 36.7
	<b>DIM C:</b> 16, 40.6	<b>DIM D:</b> 20, 50.8	<b>IMPEDANCE:</b> 2 or 4		
<b>TCompC10:</b>	<b>SIZE:</b> 10, 25	<b>TYPE:</b> THIN	<b>POWER:</b> 250	<b>DIM A:</b> 4-3/8, 11	<b>DIM B:</b> 7-7/8, 20
	<b>DIM C:</b> 15, 38.1	<b>DIM D:</b> 21-1/2, 54.6	<b>IMPEDANCE:</b> 2 or 4		



DCompC12

TCompC10

VCompC12



COMP<sup>®</sup> SUBWOOFERS

Comp Subwoofers are loud, proud and affordable. And reliable. A Comp's heavy-duty magnet delivers precise frequency control, and its bumped back plate allows extended voice-coil range for even deeper bass. The high-temp voice coil is built for durability, even when exposed to extreme heat.

Signature white stitching creates a superior bond between the cone and surround, and the ribbed, UV-treated surround itself helps provide a strong outlet for distortion-free bass. Comp is the cornerstone of KICKER innovation — Spiralead™ tinsel leads, poly cones with 360-degree back bracing and perimeter venting all included.

POWER POINTS

- Deep bass from a stiff injection-molded cone with back bracing
- Perimeter venting for sufficient cooling and extended use
- Quality stamped-steel basket for outstanding stability under stress

speaker size: in., cm . power handling: watts RMS . impedance: Ohms . Power handling assumes typical music program with minimal clipping; varies with enclosure size. See your KICKER dealer for complete details. Based on measurements of 4Ω models.


C15:	SIZE: 15, 38	POWER: 250	IMPEDANCE: 4 Ω SVC
C12:	SIZE: 12, 30	POWER: 150	IMPEDANCE: 4 Ω SVC
C10:	SIZE: 10, 25	POWER: 150	IMPEDANCE: 4 Ω SVC



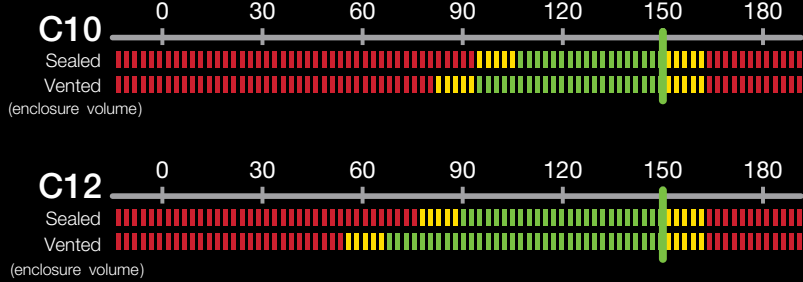
Comp8



Comp12



KICKER POWER METER



RECOMMENDED AMP RMS POWER





# COMP® DOWN-FIRING LOADED ENCLOSURES

KICKER now equips our revolutionary down-firing enclosures with the legendary woofer. Available in 10- and 12-inch models, both Comp enclosures bump all day with 150 watts RMS. Engineered to be the perfect combination of pure low-end impact, affordability and convenience, the KICKER Comp Down-Firing Enclosure is at home in your trunk or cargo area - no grille required.



CompDF12



FORCED-AIR  
COOLING

- POWER POINTS**
- Reinforced cabinet with acoustic damping
  - Rugged carpeting with embroidered logo
  - Optimized, sealed enclosure with heavy internal bracing
  - Pre-wired, 4-Ohm terminal

speaker size: in, cm . power handling: watts RMS . impedance: Ohms . Power handling assumes typical music program with minimal clipping; varies with enclosure size. See your KICKER dealer for complete details.

CompDF12:	SIZE: 12, 30	POWER: 150	DIM A: 7-7/8, 19.5	DIM B: 7-7/8, 19.5	
		DIM C: 14-3/16, 36		DIM D: 22-7/8, 58	IMPEDANCE: 4
CompDF10:	SIZE: 10, 25	POWER: 150	DIM A: 7-1/16, 17.9	DIM B: 7-1/16, 17.9	
		DIM C: 12-1/4, 31		DIM D: 20-11/16, 52.5	IMPEDANCE: 4

# COMP® LOADED ENCLOSURES

Comp Loaded Enclosures deliver big bass, custom made to fit your life, and your ride. With a powerful KICKER Comp sub behind the truck bench, Comp Sub Boxes deliver both convenience and raw power - all in one package.

Heavy MDF construction and thick internal bracing keep your enclosure pounding for years to come. Comp Enclosures include a custom-formed port to ensure you get our signature KICKER bump! Sleek black carpeting protects every enclosure, while preventing the box from shifting during travel.

- POWER POINTS**
- Big-bass enclosures with heavy MDF construction and carpeting
  - Deep bass from a stiff injection-molded cone with back bracing
  - Dual 12-inch [2 Ohm], single 12-inch [4 Ohm] and thin-profile 10-inch [4 Ohm]

speaker size: in, cm . power handling: watts RMS . impedance: Ohms . Power handling assumes typical music program with minimal clipping; varies with enclosure size. See your KICKER dealer for complete details.

DC12:	SIZE: 12, 30	POWER: 300	TYPE: DUAL	DIM A: 13-7/8, 35.2	DIM B: 17-1/4, 43.8
		DIM C: 16, 40.5	DIM D: 32-7/16, 82.3	IMPEDANCE: 2	
VC12:	SIZE: 12, 30	POWER: 150	TYPE: SINGLE	DIM A: 11-1/4, 28.5	DIM B: 14-5/8, 37.1
		DIM C: 16-1/8, 40.9	DIM D: 17-11/16, 44.8	IMPEDANCE: 4	
TC10:	SIZE: 10, 25	POWER: 150	TYPE: THIN	DIM A: 4-3/4, 12	DIM B: 7-11/16, 19.5
		DIM C: 13-3/4, 38.4	DIM D: 21-3/4, 55.1	IMPEDANCE: 4	



DC12



TC10

FORCED-AIR  
COOLING





# DOWN-FIRING ENCLOSURES FROM KICKER



DUAL DL7TDF12



DUAL DL7TDF12



DUAL DL7TDF12



PTRTP10



PTRTP12



L7TDF10



L7TDF10



TRTP8



TRTP10



TRTP8



TRTP12



CompVTDF10



CompVTDF12



CompDF12



CompDF12



MODEL	SoloX L7X18	SoloX L7X15	SoloX L7X12	SoloX L7X10	CompQ15	CompQ12	CompQ10
Size [in, cm]	18, 46	15, 38	12, 30	10, 25	15, 38	12, 30	10, 25
Impedance [Ohms]	1 or 2 DVC	1 or 2 DVC	1 or 2 DVC	1 or 2 DVC	2 or 4 DVC	2 or 4 DVC	2 or 4 DVC
Rec. Amp Power [Watts RMS]	2000	2000	2000	2000	600-1200	500-1000	400-800
Frequency Response [Hz]:	18-100	20-100	20-100	25-100	18-100	20-100	24-100
Sensitivity [dB 1w/1m]	N/A	N/A	86.03	82.86	88.6	86.2	85.7
Mounting Depth [in, cm]	13-3/16, 33.4	11-9/16, 29.3	10-1/8, 25.7	9-7/16, 24	8-15/16, 22.6	7-1/8, 18.1	6-3/8, 16.2
Mounting Diameter [in, cm]	16-1/2, 41.9	13-3/4, 34.9	11-1/16, 28.1	9-5/16, 23.7	13-7/8, 35.2	11-1/16, 28.1	9-3/16, 23.4
Min Sealed Box Vol [cu. ft, L]	—	—	—	—	1.5-6.0	0.88-2	0.66-1.25
Max Sealed Box Vol [cu. ft, L]	—	—	—	—	42.5-170	24.9-56.6	18.7-35.4
Min Vented Box Vol [cu. ft, L]	—	—	—	—	3.0-6.0	1.75-3.25	1.25-2.25
Max Vented Box Vol [cu. ft, L]	7.5, 214.5	5, 141.6	3, 84.9	2, 56.6	85-170	49.6-92	35.4-63.7

MODEL	L7S15	L7S12	L7S10	L7S8	L7R15	L7R12	L7R10	L7T12 Thin	L7T10 Thin	L7T8 Thin
Size [in, cm]	15, 38	12, 30	10, 25	8, 20	15, 38	12, 30	10, 25	12, 30	10, 25	8, 20
Impedance [Ohms]	2 or 4 DVC	2 or 4 DVC	2 or 4 DVC	2 or 4 DVC	2 or 4 DVC	2 or 4 DVC	2 or 4 DVC	2 or 4 DVC	2 or 4 DVC	2 or 4 DVC
Rec. Amp Power [Watts RMS]	1000	750	600	450	900	600	500	600	500	350
Sensitivity [dB 1w/1m]	88.6	86.9	85.9	82.4	88.05	86.7	85.9	86.54	85.98	84.835
Mounting Depth [in, cm]	8-11/16, 22.1	6-13/16, 17.3	6-1/4, 15.9	4-3/4, 12.1	8 -3/8, 21.5	6 -7/8, 17.4	6-1/8, 15.7	4-1/8, 9.5	3-3/4, 9.5	2-3/4, 7
Mounting Diameter [in, cm]	13-3/4, 34.9	11-1/16, 28.1	9-5/16, 23.7	7-1/4, 18.4	13-3/4, 34.9	11-1/16, 28.1	9 -5/16, 23.7	11-1/16, 28.1	9-5/16, 23.7	7-3/8, 18.8
Min Sealed Box Vol [cu. ft, L]	2, 56.64	1.25, 35.4	1, 28.32	0.5, 14.16	1.5, 42.48	0.88, 24.92	0.66, 18.7	.55, 15.6	.4, 11.3	0.2, 5.66
Max Sealed Box Vol [cu. ft, L]	6, 170	2, 56.64	1.25, 35.4	0.75, 21.24	3, 85	2, 56.64	1, 28.3	1.25, 35.4	1.25, 28.3	.75, 21.2
Min Vented Box Vol [cu. ft, L]	3, 85	1.75, 49.6	1.25, 35.4	0.66, 18.69	3, 85	1.75, 49.6	1.25, 35.4	1.75, 49.6	1.25, 35.4	.8, 22.7
Max Vented Box Vol [cu. ft, L]	6, 170	3.25, 92	2.25, 63.7	1, 28.32	6, 170	3.25, 92	2.25, 63.7	2.25, 63.7	1.75, 49.6	1.2, 34

MODEL	CompVX15	CompVX12	CompVX10	CompR15	CompR12	CompR10	CompR8	CompRT12 Thin	CompRT10 Thin	CompRT8 Thin	CompRT67 Thin
Size [in, cm]	15, 38	12, 30	10, 25	15, 38	12, 30	10, 25	8, 20	12, 30	10, 25	8, 20	6-1/2, 16.5
Impedance [Ohms]	2 or 4 DVC	2 or 4 DVC	2 or 4 DVC	2 or 4 DVC	2 or 4 DVC	2 or 4 DVC	2 or 4 DVC	2 or 4 DVC	2 or 4 DVC	2 or 4 DVC	2 or 4 DVC
Rec. Amp Power [Watts RMS]	1000	750	600	800	500	400	300	500	400	300	150
Sensitivity [dB 1w/1m]	91.6	87.1	85.7	89.4	86.9	84.6	82.1	85.5	84.8	81.8	82.6
Mounting Depth [in, cm]	8-1/2, 21.5	6-11/16, 16.9	5-15/16, 15.1	7-15/16, 20	5-3/4, 14.6	5-1/4, 13.3	4-1/8, 10.5	3-3/4, 9.6	3-7/16, 8.8	2-11/16, 6.7	2-3/4, 7
Mounting Diameter [in, cm]	13-13/16, 35	11-1/16, 28	9-3/16, 15.1	13-3/4, 35	11, 27.9	9-1/8, 23.1	7, 17.7	11, 27.9	9-1/8, 23.1	7, 17.7	5-5/8, 14.3
Min Sealed Box Vol [cu. ft, L]	1.8, 51	1, 28.23	0.8, 22.7	1.8, 51	1.0, 28.3	0.8, 22.7	0.4, 11.3	0.55, 15.57	0.4, 11.3	0.2, 5.66	0.18, 5.1
Max Sealed Box Vol [cu. ft, L]	5.2, 147	4.6, 130	3, 85	3.0, 85	2.0, 56.64	1.25, 35.4	1.0, 28.52	2.0, 56.64	1.25, 35 .4	1.0, 28.32	0.75, 21.24
Min Vented Box Vol [cu. ft, L]	3, 85	1.75, 49.6	1.25, 35.4	3.0, 85	1.75, 49.6	1.25, 35.4	0.8, 22.7	1.75, 49.6	1.25, 35.4	0.8, 22.7	—
Max Vented Box Vol [cu. ft, L]	5, 142	2.25, 63.7	1.75, 49.6	5.0, 142	2.25, 63.7	1.75, 49.6	1.2, 34	2.25, 63.7	1.75, 49.6	1.2, 34	—

MODEL	CompVR15	CompVR12	CompVR10	CompVT12 Thin	CompVT10 Thin	CompC15	CompC12	CompC10	CompC8	Comp15	Comp12	Comp10
Size [in, cm]	15, 38	12, 30	10, 25	12, 30	10, 25	15, 38	12, 30	10, 25	8, 20	15, 38	12, 30	10, 25
Impedance [Ohms]	2 or 4 DVC	2 or 4 DVC	2 or 4 DVC	2 or 4 SVC	2 or 4 SVC	4 SVC or DVC	4 SVC or DVC	4 SVC or DVC	4 SVC or DVC	4 SVC	4 SVC	4 SVC
Rec. Amp Power [W peak/RMS]	1400/350-700	900/225-450	700/180-375	900/225-450	750/180-375	800/400	600/300	500/250	400/200	500/250	300/150	300/150
Sensitivity [dB 1w/1m]	89.2	86.9	83.6	87.1	87.2	90.3	88.3	86.2	85.6	90.3	88.3	86.2
Mounting Depth [in, cm]	8-3/16, 20.8	6-3/8, 16.2	5-1/2, 14	4-3/8, 11.1	4-1/4, 10.8	7, 17.7	5-7/16, 13.8	4-13/16, 12.2	3-7/8, 9.8	7-7/16, 18.9	5-7/8, 14.8	5-1/16, 12.8
Mounting Diameter [in, cm]	13-3/4, 34.9	11, 27.9	9-3/16, 23.3	11, 27.9	9-3/16, 23.3	13-3/4, 35	11, 27.9	9-3/16, 23.3	7, 17.7	13-11/16, 34.7	11, 27.9	9-1/8, 23.1
Min Sealed Box Vol [cu. ft, L]	1.8, 51	1, 28.3	0.8, 22.7	1, 28.3	0.8, 22.7	2.25, 63.7	1.25, 35.4	1.0, 28.3	0.5, 14.2	2.25, 63.7	1.25, 35.4	1, 28.3
Max Sealed Box Vol [cu. ft, L]	5.2, 147	4.6, 130	3, 85	4.6, 130	3, 85	5.0, 141.6	3.5, 99.1	2.4, 68	1.2, 34	5, 141.6	3.5, 99.1	2.4, 68
Min Vented Box Vol [cu. ft, L]	3, 85	1.75, 49.6	1.25, 35.4	1.75, 49.6	1.25, 35.4	3.0, 85	1.75, 49.6	1.25, 35.4	0.66, 18.7	3, 85	1.75, 49.6	1.25, 35.4
Max Vented Box Vol [cu. ft, L]	5, 142	2.25, 63.7	1.75, 49.6	2.25, 63.7	1.75, 49.6	4.0, 113.3	2.25, 63.7	1.75, 49.6	1.2, 34	4, 113.3	2.25, 63.7	1.75, 49.6

Model	HS10 HIDEAWAY	HS8 HIDEAWAY
Subwoofer (in, cm)	10, 25	8, 20
RMS power (watts), 14.4V	180	150
Frequency Response (Hz)	25-120	25-120
Crossover	12dB/octave low pass at 50-120Hz	12dB/octave low pass at 50-120Hz
Subsonic Filter	24dB/octave high pass at 25Hz	24dB/octave high pass at 25Hz
Phase Switch	0°/180°	0°/180°
Input Sensitivity:	Low level 250mV-10V	Low level 125mV-5V
	High level 1V-40V	High level 250mV-10V
KickEQ Boost	variable to +6dB @ 40Hz	variable to +6dB @ 40Hz
Remote Bass	included	included
Box Depth (in, cm)	14, 35.4	13-7/8, 35.2
Box Height (in, cm)	3-1/8, 8.1	3-1/8, 7.94
Box Width (in, cm)	10-3/8, 26.3	9-3/8, 23.8
Weight (lbs, kg)	11.4, 5.2	9.4, 4.3



MODEL	DL7S12	VL7S12	TL7S10	L7R QUAD BOX	DL7R12	VL7R12	TL7R10	VL7R10
Type	dual	single	thin-profile	quad box	dual	single	thin	single
No. of Woofers/Size (in, cm)	[2] 12, 30	[1] 12, 30	[1] 10, 25	[4] 12, 30	(2) 12, 30	(1) 12, 30	(1) 10, 25	(1) 10, 25
Impedance (Ohms)	2	2	2	2 Per terminal cup	2	2	2	2
Rec. Amplifier Power [Watts RMS]	1500	750	600	2400	1200	600	500	500
Sensitivity (dB 1w/1m)	89.9	86.9	85.9	98	95	94	88	88.8
Box Top Depth (in, cm)	16-3/8, 41.5	14-11/16, 37.2	6-11/16, 16.9	28, 71.12	15-1/4, 38.7	8-1/2, 21.7	6-1/2, 16.4	8-1/4, 21
Box Bottom Depth (in, cm)	19-9/16, 49.7	18, 45.7	10, 25.4	28, 71.12	20-3/8, 51.8	14-7/8, 37.8	10, 25.4	13-7/8, 35.1
Box Height (in, cm)	16, 40.6	16, 40.6	15, 38.1	20-1/4, 51.4	15-7/8, 40.2	15, 38.1	15, 38.1	13, 33
Box Width (in, cm)	32-3/8, 82.2	18-3/4, 47.5	21-1/2, 54.6	35-7/8, 91.2	33-3/4, 85.7	27, 71.1	21-1/2, 54.6	24, 61
Tuning Frequency (Hz)	30	33	34	N/A	31	33	34	33

MODEL	DL7TDF12	L7TDF12	L7TDF10	L7TDF8	TL7T12	TL7T10	TL7T8
Type	downfire	downfire	downfire	downfire	thin	thin	thin
No. of Woofers/Size (in, cm)	(2) 12, 30	(1) 12, 30	(1) 10, 25	(1) 8, 20	(1) 12, 30	(1) 10, 25	(1) 8, 20
Impedance (Ohms)	2	2	2	2	2	2	2
Rec. Amplifier Power [Watts RMS]	1200	600	500	350	600	500	350
Sensitivity (dB 1w/1m)	89.6	82.1	84.1	86.1	86.1	84.1	83.1
Box Top Depth (in, cm)	8-1/4, 21	6-1/2, 16.7	6-1/8, 15.6	5-1/8, 13.2	4-3/8, 11.2	4-3/8, 11.3	3-5/8, 9.2
Box Bottom Depth (in, cm)	8-1/4, 21	6-1/2, 16.7	6-1/8, 15.6	5-1/8, 13.2	7-3/4, 19.6	7-1/4, 18.5	6-1/4, 16
Box Height (in, cm)	17-1/8, 43.5	15, 38	14-3/8, 36.5	13-3/8, 34	13-3/4, 35	12, 30.4	11-1/4, 28.5
Box Width (in, cm)	38-3/16, 97	23-7/8, 60.5	23-3/8, 59.5	23, 58.5	21-1/2, 54.6	20-1/4, 51.5	19-5/8, 50

MODEL	TB10	TB8	DCompR12	DCompR10	VCompR12	TRTP12	TRTP10	TRTP8	TCompRT12	TCompRT10	TCompRT8	TCompRT67
Type	tube	tube	dual	dual	single	down-fire	down-fire	down-fire	thin-profile	thin-profile	thin-profile	thin-profile
No. of Woofers/Size (in, cm)	10,25	8, 20	(2) 12, 30	(2) 10, 25	(1) 12, 30	[1] 12, 30	[1] 10, 25	[1] 8, 20	[1] 12, 30	[1] 10, 25	[1] 8, 20	[1] 6-3/4, 16.5
Impedance (Ohms)	2 or 4	2 or 4	2	2	2	2	2	2	2	2	2	2
Rec. Amp Power (Watts RMS)	400	300	1000	800	500	500	400	300	500	400	300	150
Sensitivity (dB 1w/1m)	85.7	84.4	98	96.5	95	98	96.5	85.5	98	96.5	85.5	85
Box Top Depth (in, cm)	—	—	14, 35.6	14-1/2, 36.8	11-1/4, 28.5	14 5/8, 37	13 1/4, 33.5	12 1/4, 31	3-1/2, 8.9	3-7/16, 8.8	3-9/16, 9	3-5/16, 8.5
Box Bottom Depth (in, cm)	16-9/16, 42.1	12-7/8, 32.8	17-1/4, 43.8	17-5/16, 43.9	14-7/16, 36.7	14 5/8, 37	13 1/4, 33.5	12 1/4, 31	7, 17.7	6-9/16, 16.7	6-7/16, 16.4	5-11/16, 14.5
Box Height (in, cm)	Vert. Mount: 17-1/16, 43.4; Horiz. Mount: 10-3/4, 27.3	Vert. Mount: 13-7/16, 34.1; Horiz. Mount: 8-5/8, 21.9	16, 40.6	14, 35.6	16, 40.6	6 1/8, 15.6	5 5/8, 14.2	5 3/8, 13.8	13-1/2, 34.3	11-13/16, 30	11-7/16, 29.1	10, 25.4
Box Width (in, cm)	10-5/8, 27	8-1/2, 21.6	32-3/8, 82.3	28-7/16, 72.3	18-3/8, 46.6	27 1/2, 70	25 5/8, 65	23 5/8, 60	27, 68.5	23-1/4, 59.1	19-5/16, 49	15-1/4, 38.7
Tuning Frequency (Hz)	31	31	33	37	36	35	42	49	35	42	49	52

MODEL	DCVR12	VCVR12	CVTDF12	CVTDF10	DCompC12	DCompC10	VCompC12	TCompC10
Type	dual	single	down-fire or upright	down-fire or upright	dual	dual	single	thin-profile
No. of Woofers/Size (in, cm)	(2) 12, 30	(1) 12, 30	(1) 12, 30	(1) 10, 25	(2) 12, 30	(2) 10, 25	(1) 12, 30	(1) 10, 25
Impedance (Ohms)	2	2	2	2	2	2	2 or 4	2 or 4
Rec. Amp Power (Watts peak/RMS)	1800/900	900/450	900/450	750/375	1200/600	1200/600	600/300	600/300
Sensitivity (dB 1w/1m)	98.0	95.0	98.3	96.5	99.9	98.4	95.3	93.8
Box Top Depth (in, cm)	16-1/4, 41.3	11 3/8, 28.6	5-7/16, 13.9	5-1/2, 13.9	14, 35.6	13-1/2, 34.3	11-1/4, 28.5	4, 10.2
Box Bottom Depth (in, cm)	19-1/2, 49.5	14 1/2, 36.8	7-1/2, 19.1	7-1/4, 18.4	17-1/4, 43.8	16-1/4, 41.4	14-1/2, 36.7	7-5/8, 19.4
Box Height (in, cm)	15-15/16, 40.5	15-15/16, 40.5	14-15/16, 38	13, 33	16, 40.6	14, 35.6	16, 40.6	15, 38.1
Box Width (in, cm)	32-1/2, 82.5	23-1/16, 58.5	21-1/2, 54.6	20-1/4, 51.5	31-7/8, 81	28, 71.1	17, 43.2	21-1/2, 54.6
Tuning Frequency (Hz)	31	30	N/A	N/A	31	35	30	35

MODEL	DC12	VC12	TC10	CDF12	CDF10
Type	dual	single	thin-profile	down-fire	down-fire
No. of Woofers/Size (in, cm)	[2] 12, 30	[1] 12, 30	[1] 10, 25	[1] 12, 30	[1] 10, 25
Impedance (Ohms)	2	4	4	4	4
Rec. Amp Power (Watts peak/RMS)	600/300	300/150	300/150	300/150	300/150
Sensitivity (dB 1w/1m)	99.9	95.3	93.8	92.3	90.8
Box Top Depth (in, cm)	13-7/8, 35.2	11-1/4, 28.5	4-3/4, 12	7-7/8, 19.5	11-1/4, 28.5
Box Bottom Depth (in, cm)	17-1/4, 43.8	14-5/8, 37.1	7-11/16, 19.5	6-15/16, 17.5	14-5/8, 37.1
Box Height (in, cm)	16, 40.5	16-1/8, 40.9	13-3/4, 38.4	16, 40.5	16-1/8, 40.9
Box Width (in, cm)	32-7/16, 82.3	17-11/16, 44.8	21-3/4, 55.1	22-7/8, 58	17-11/16, 44.8
Tuning Frequency (Hz)	31	32	34	N/A	N/A



# GRILLES & SPEAKER RINGS

PROTECTION AND  
STYLE MADE PERFECTLY  
FOR YOUR KICKER SUBS  
AND SPEAKERS



## MESH SQUARE AND ROUND SUB GRILLES


Very clean, very rugged! These steel mesh subwoofer grilles cover all the sizes, and most all KICKER models.  
(fits L7S / L7R / L7T / CompVX / CompR / CompRT / CompVR / CompVT / CompC / Comp)

NEW FOR  
**2025**



## LED SQUARE SUB GRILLES

LED Square (10 and 12 inch only) — Protect your L7s in style! A duo of grille finishes (charcoal/white) and seven awesome LED colors create a mood as unique as you are. (fits L7S / L7R / L7T)





STAR SQUARE SUB GRILLES

Star Square (fits L7S / L7R / L7T)  
- Square grilles accessorize and protect your subwoofers. Constructed from powder-coated aluminum.



STAR ROUND SUB GRILLES

Star Round (fits CompVX / CompVR / CompVT / Comp) - Classic “star” round-sub grilles fit almost all models of KICKER classic round woofers.



COMPR ROUND SUB GRILLES

CompR (fits CompR / CompRT / CompC) – Your CompR subs are covered by stylish grilles with thick ABS plastic construction and custom bolt-hole covers.



KLSR® LED SPEAKER RINGS

Light up the night with these multi-color LED rings! Easily mountable behind your speakers or subwoofers, these round, weatherproof, half-inch spacer rings come equipped with seven standard color options.

Expand your palette to 20 colors and 19 lighting modes with the optional KMLC LED Remote Controller (sold separately).



- POWER POINTS**
- > Add custom accent LEDs to your audio system
  - > Perfect for your vehicle, boat or UTV
  - > Adjust the color to fit your theme

KLSR12:	SIZE: 12, 30	TYPE: SINGLE
KLSR10:	SIZE: 10, 25	TYPE: SINGLE
KLSR8:	SIZE 8, 20	TYPE: PAIR
KLSR65:	SIZE: 6.5, 16	TYPE: PAIR

20 POSSIBLE COLORS AND 19 MODES\*

\*using the KMLC LED Controller (sold separately)



LIGHT UP THE  
NIGHT



# SPEAKERS

KICKER SPEAKERS ARE MADE TO DELIVER INCREDIBLE SONIC ACCURACY AND CONCERT-LEVEL VOLUME. MADE TO FIT SEAMLESSLY IN NEARLY EVERY VEHICLE ON THE ROAD TODAY, THESE DRIVERS DON'T JUST FIT YOUR RIDE. THEY FIT YOUR LIFE.

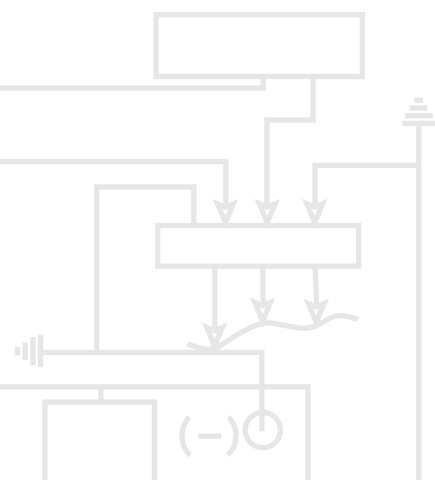


Photo courtesy of NotStock Photography



Photo courtesy of NotStock Photography







# KSS 3-WAY COMPONENT SYSTEMS

Midbass, midrange, and tweeter – the audiophile’s preference for decades debuts in the KICKER lineup as a drop-in solution, compatible with select models of GM, Ford, Chrysler, Jeep, Dodge, and more.

Internally dampened polypropylene cones deliver a smooth, rich sound that is true to what the artist intended, even at concert-level volume. Rubber surrounds are used to resist the harsh heat and humidity typical in an automotive environment. An ultra-thin design and optimized in-line crossover network allow for superior sound quality and a perfect fit in an effortless installation. The silk-dome tweeter includes three adapter options using factory mounting locations.

POWER  
POINTS

- > Audiophile-quality sound
- > Drop-in installation
- > Slimline three-way crossover system included

speaker size: in, cm . power handling: watts PEAK/RMS . impedance: Ohms . Power handling assumes typical music program with minimal clipping; varies with enclosure size.  
See your KICKER dealer for complete details. Based on measurements of 4Ω models.

KSS369:	WOOFER: 6x9, 160x230	MID: 2-3/4, 70	TWEETER: 1, 25	POWER: 200/15-100	FREQ: 30-21K
KSS365:	WOOFER: 6-1/2, 160	MID: 2-3/4, 70	TWEETER: 1, 25	POWER: 160/15-80	FREQ: 35-21K



> AVAILABLE IN 6.5" SYSTEM OR 6 X 9" SYSTEM

KSS365





## KSS269 2-WAY COMPONENT SYSTEM WITH MID-TWEETERS

The KSS269 2-Way Component System features 2-3/4" mid-tweeters with 6 x 9" woofers for a perfect fit in select GM®, Ford®, Chrysler® and select Asian import models. Included with the KSS269 is a trio of adapter rings, allowing the speaker to drop-in fit in any factory 2-3/4" or 3-1/2" location without modifications.

An easily mountable crossover network is included – convenient in-line crossovers that provide versatile fitment in most any door or dash location.

### POWER POINTS

- Matched component-system upgrade brilliantly replaces factory sound
- Size pairing (6x9" with 2-3/4") to fit many vehicle models
- Superior mid-bass response and accurate musical reproduction

speaker size: in, cm . power handling: watts PEAK/RMS . impedance: Ohms . Power handling assumes typical music program with minimal clipping; varies with enclosure size. See your KICKER dealer for complete details. Based on measurements of 40 models.

**KSS269: WOOFER: 6x9, 160x230 TWEETER: 2.75, 70 POWER: 200/100 FREQ: 30-20K**



KSS269



# KS-SERIES HIGH-POWER COMPONENT SYSTEMS

KS-Series Component Systems are stunning and accurate upgrades with extraordinary mounting flexibility. Powerful magnets and EVC™ (Extended Voice-Coil) technology give you deep, smooth bass with flexible mounting options to let you experience your music as a true component system with separate tweeters, or even as a high-end coaxial system. You get superior sound quality and outstanding power handling, no matter what music you play.

All five sizes of KS-Series Component Systems easily convert to a coaxial configuration. The woofers' removable, bullet-style phase plug is replaced with a special adapter, allowing the 25mm silk-dome tweeters to rotate and tilt. You get more system design options and superior off-axis performance.

Mounting a tweeter in the perfect location just got easier. In addition to the coaxial options, you can surface-mount the tweeter, angle it in a custom direction, or use the articulating tweeter pod to get the perfect imaging and soundstage you need.

An easily mountable crossover network is included with every KS system. Now under four inches wide and one inch tall, these crossovers fit nearly anywhere and include a three-position tweeter attenuation switch for dialing in high frequencies. A sophisticated incandescent protection circuit (IPC) is also included to protect against excessive power or distortion to the tweeter.

All KS-Series woofers feature an ultra-slim mounting depth to easily fit in most factory speaker locations. The high-performance woofers utilize internally dampened polypropylene cones and tough rubber surrounds for outstanding midrange detail and pounding bass.



KSS650

- POWER POINTS
- > Re-voiced for improved smoothness and overall sound quality
  - > Smaller crossover makes installation even easier
  - > Flexible mounting options for the silk-dome tweeter

speaker size: in. cm . power handling: watts PEAK/RMS . impedance: Ohms . Power handling assumes typical music program with minimal clipping; varies with enclosure size. See your KICKER dealer for complete details. Based on measurements of 4Q models.				
KSS690:	WOOFER: 6x9, 160x230	TWEETER: 1, 25	POWER: 300/150	FREQ: 30-21K
KSS680:	WOOFER: 6x8, 160x200	TWEETER: 1, 25	POWER: 250/125	FREQ: 35-21K
KSS670:	WOOFER: 6-3/4, 165	TWEETER: 1, 25	POWER: 250/125	FREQ: 35-21K
KSS650:	WOOFER: 6-1/4, 160	TWEETER: 1, 25	POWER: 250/125	FREQ: 35-21K
KSS50:	WOOFER: 5-1/4, 130	TWEETER: 1, 25	POWER: 200/100	FREQ: 38-21K







## CS-SERIES PERFORMANCE COMPONENT SYSTEMS

Our CS-Series Component Systems are designed for easy installation in nearly any vehicle with legendary KICKER performance and durability. The smooth midranges and impactful highs complete an outstanding musical experience in any vehicle, without tapping new holes or interfering with the window mechanism. KICKER achieves this with reduced woofer mounting depth and a smaller footprint on its two-way crossovers. New steel-mesh grilles always prevent outer damage to your drivers.

Easily customize your sound with a smooth 12dB/octaveslope and three-position, tweeter adjustment (0dB/+3dB/+6dB), included in each crossover. The optimized footprint means great sound with hassle-free installation, no matter where you mount it!

Superb woofer design guarantees a significant upgrade in sound from a dull factory speaker system. Phase plugs eliminate distortion for utmost clarity and accuracy. Reliable, heavy-duty motor structures deliver remarkable bass response and the smoothest midrange using sturdy polypropylene cones, ribbed UV-treated surrounds and EVC™ (Extended Voice Coil) technology. The result is precise linear excursion with stunning musical realism. Use the flush, angled or surface-mount tweeter pods to perfect your imaging with a sophisticated new look.

- POWER  
POINTS
- Factory upgrade and performance at a great price
  - Optimized woofer magnet size to fit nearly every car made
  - Three tweeter mounting options for a proper acoustic direction

speaker size: in, cm . power handling: watts PEAK/RMS . impedance: OhmsPower handling assumes typical music program with minimal clipping; varies with enclosure size. See your KICKER dealer for complete details. Based on measurements of 4Q models.

CSS69:	WOOFER: 6x9, 160x230	TWEETER: 3/4, 20	POWER: 450/150	FREQ: 30-21k
CSS68:	WOOFER: 6x8, 160x200	TWEETER: 3/4, 20	POWER: 225/75	FREQ: 40-21k
CSS67:	WOOFER: 6-3/4, 165	TWEETER: 3/4, 20	POWER: 300/100	FREQ: 35-21k
CSS65:	WOOFER: 6-1/2, 160	TWEETER: 3/4, 20	POWER: 300/100	FREQ: 35-21k





# KS-SERIES HIGH-POWER COAXIAL DRIVERS AND 3-WAY

KS-Series Speakers are a serious upgrade from factory speakers. KS-Series Speakers now have mostly zero (some minimal) tweeter protrusion for a perfect fit in almost every vehicle on the road today. KICKER combines high power handling with outstanding sonic performance, and the KS-Series gives you the kind of high output and dynamic sound you expect from the leader in mobile audio.

KICKER KS-Series Coaxials let you play at concert-like volume, yet maintain the smoothness and subtlety to please even the most selective ear. Internally dampened polypropylene cones and durable rubber surrounds assist the woofers in creating precise midrange and bass, while high-quality silk-dome tweeters deliver natural, detailed highs.

KICKER makes great sound easy to install, even in the most modern vehicles. Featuring zero or minimal tweeter protrusion and a thin-profile woofer design, KS-Series Coaxial Speakers easily fit behind almost any factory grille, without interfering with factory-door components. The tweeters also include a beneficial auto-reset, poly-switch to offer protection from excessive power and distortion.

Added to the lineup, the KSC270 comes with three custom bracketing options,built specifically to fit in today’s GM®, Chrysler®, Subaru®, Toyota® and Jeep® factory speaker locations.

KSC6930 3-Way Speakers have a robust, 1-inch (25mm) silk midrange driver and 20mm silk tweeter for even better sonic detail and zero tweeter protrusion for an aftermarket sound behind factory grilles.

- POWER POINTS
- > Preferred upgrade over factory sound
  - > Fits most all vehicles
  - > Superior bass response and accurate musical reproduction
  - > Silk-dome tweeters for smooth, detailed sound

Speaker size: in, cm . power handling: watts PEAK/RMS . impedance: Ohms . Power handling assumes typical music program with minimal clipping; varies with enclosure size. See your KICKER dealer for complete details. Based on measurements of 40 models.

KSC270:	WOOFER: 2-3/4, 70	TWEETER: NONE	POWER: 100/50	FREQ: 300-20k	
KSC350:	WOOFER: 3-1/2, 89	TWEETER: 1/2, 13	POWER: 100/50	FREQ: 80-20k	
KSC40:	WOOFER: 4, 100	TWEETER: 1/2, 13	POWER: 150/75	FREQ: 60-20k	GRILLES
KSC4100:	WOOFER: 4x10, 100x250	TWEETER: 1/2, 13	POWER: 150/75	FREQ: 45-20k	
KSC460:	WOOFER: 4x6, 100x160	TWEETER: 1/2, 13	POWER: 150/75	FREQ: 50-20k	
KSC50:	WOOFER: 5-1/4, 130	TWEETER: 3/4, 20	POWER: 150/75	FREQ: 45-21k	
KSC650:	WOOFER: 6-1/2, 160	TWEETER: 3/4, 20	POWER: 200/100	FREQ: 43-21k	GRILLES
KSC670:	WOOFER: 6-3/4, 165	TWEETER: 3/4, 20	POWER: 200/100	FREQ: 40-21k	GRILLES
KSC680:	WOOFER: 6x8, 160x200	TWEETER: 3/4, 20	POWER: 150/75	FREQ: 45-21k	
KSC690:	WOOFER: 6x9, 160x230	TWEETER: 1, 25	POWER: 300/150	FREQ: 30-21k	GRILLES
KSC6930:	WOOFER: 6x9, 160x230	TWEETER: 3/4, 20	POWER: 300/150	FREQ: 30-21k	GRILLES
		MID: 1, 25			



## KSC50 COAXIAL GRILLES

If you like your KICKER 5.25-inch Coaxial Speakers to have some protection while looking good, these grilles are for you!

(sold separately)







Photo courtesy of SIC Chops / NotStock Photography

### CS-SERIES PERFORMANCE COAXIALS & 3-WAY

By drastically reducing the mounting depth, CS-Series Coaxial and Three-Way Speakers will fit in nearly every make and model of vehicle on the road today. The CS-Series design also features near-zero tweeter protrusion, so your speakers fit perfectly behind factory grilles. This simple, drop-in solution delivers acclaimed KICKER performance and durability with outstanding value, while its steel-mesh grilles (shipped with as needed) protect your speakers with a unique style.

CS-Series Coaxials deliver remarkable performance and ultra-clean bass with a heavy-duty motor/magnet structure not found in stock speakers. EVC™ (Extended Voice Coil) technology, polypropylene cones and tough, UV-treated surrounds provide precise linear excursion and outstanding reliability, even in high heat and direct sunlight. Lightweight, 13mm poly-imide dome tweeters offer superb clarity and volume, helping each coaxial pair provide substantially higher power and superior sound over factory drivers.

The rugged 6x9-inch, 3-way speaker is especially cool. With a massive 450-watt peak power rating, this triaxial driver gives you extraordinary volume, while the integrated 2-inch midrange driver and dedicated tweeter give you crisp, accurate details for the realism you crave.



CSC67



CSC68



CSC4104

### POWER POINTS

- > Reduced-depth baskets fit nearly every car made
- > EVC™ [Extended Voice Coil] in woofers for deeper bass
- > Zero-protrusion tweeters [most models] allow use of factory grilles

speaker size: in, cm . power handling: watts PEAK/RMS . impedance: OhmsPower handling assumes typical music program with minimal clipping; varies with enclosure size. See your KICKER dealer for complete details. Based on measurements of 4Ω models.

CSC35:	WOOFER: 3-1/2, 89	TWEETER: 1/2, 13	POWER: 90/30	FREQ: 80-20k		
CSC44:	WOOFER: 4, 100	TWEETER: 1/2, 13	POWER: 150/50	FREQ: 60-20k	GRILLES	
CSC464:	WOOFER: 4x6, 100x160	TWEETER: 1/2, 13	POWER: 150/50	FREQ: 50-20k		
CSC4104:	WOOFER: 4x10, 102x254	TWEETER: 1/2, 13	POWER: 225/75	FREQ: 45-20k	GRILLES	
CSC54:	WOOFER: 5-1/4, 130	TWEETER: 1/2, 13	POWER: 225/75	FREQ: 45-20k	GRILLES	
CSC654:	WOOFER: 6-1/2, 160	TWEETER: 1/2, 13	POWER: 300/100	FREQ: 40-20k	GRILLES	
CSC674:	WOOFER: 6-3/4, 165	TWEETER: 1/2, 13	POWER: 300/100	FREQ: 40-20k	GRILLES	
CSC684:	WOOFER: 6x8, 160x200	TWEETER: 1/2, 13	POWER: 225/75	FREQ: 45-20k		
CSC6934	WOOFER: 6x9, 160x230	TWEETER: 1/2, 13	MID: 2, 50	POWER: 450/150	FREQ: 30-20k	GRILLES






## DS-SERIES COAXIALS & 3-WAY

DS-Series thin-profile coaxial speakers fit perfectly in your factory speaker location. The midrange woofer's stiff, UV-treated polypropylene cones and acoustic-foam ribbed surrounds provide optimal performance that lasts for years.


DS-Series coaxials boast a universal fit in nearly every vehicle on the road today. A zero-protrusion tweeter behind the grilles makes for an easy installation. They feature EVC™ (Extended Voice Coil) for increased acoustic range.

**EVC™ (EXTENDED VOICE COIL) FOR INCREASED ACOUSTIC RANGE**



DSC670

**DURABLE RIBBED, UV-TREATED SURROUND**




**POLYPROPYLENE CONE FOR EXCELLENT POWER HANDLING AND SOUND QUALITY**


**DURABLE 13MM PEI-DOME CONSTRUCTION (★EXCLUDES DSC6930)**

**ZERO-PROTRUSION TWEETER FOR EASY INSTALLATION BEHIND GRILLES**

**UNIVERSAL FIT IN NEARLY EVERY VEHICLE ON THE ROAD TODAY**



DSC350



DSC680

## POWER POINTS

- > Drop-in coaxial upgrade over factory sound
- > Designed to fit virtually every make and model of vehicle
- > Acclaimed KICKER performance and durability

speaker size: in, cm . power handling: watts PEAK/RMS . impedance: Ohms; Power handling assumes typical music program with minimal clipping; varies with enclosure size. See your KICKER dealer for complete details. Based on measurements of 40 models.

DSC350:	WOOFER: 3-1/2, 89	TWEETER: 1/2, 13	POWER: 80/20	FREQ: 80-20k	
DSC40:	WOOFER: 4, 100	TWEETER: 1/2, 13	POWER: 120/30	FREQ: 60-20k	GRILLES
DSC460:	WOOFER: 4x6, 100x160	TWEETER: 1/2, 13	POWER: 120/30	FREQ: 50-20k	
DSC50:	WOOFER: 5-1/4, 130	TWEETER: 1/2, 13	POWER: 200/50	FREQ: 45-20k	GRILLES
DSC650:	WOOFER: 6-1/2, 160	TWEETER: 1/2, 13	POWER: 240/60	FREQ: 40-20k	GRILLES
DSC670:	WOOFER: 6-3/4, 165	TWEETER: 1/2, 13	POWER: 240/60	FREQ: 40-20k	GRILLES
DSC680:	WOOFER: 6x8, 160x200	TWEETER: 1/2, 13	POWER: 200/50	FREQ: 45-20k	
DSC6930:	WOOFER: 6x9, 160x230	TWEETER: 1/2, 13	POWER: 360/90	FREQ: 30-20k	MID: 2, 50 GRILLES



# KSMT DUAL-POD COMPONENT SYSTEM

The KSMT Dual-Pod Component System provides a stunningly realistic sound, properly elevated soundstage and phenomenal imaging. This system doesn't just elevate the soundstage; by being mounted on the dash or A-pillars, your ears are naturally "on axis" with the speakers. You get the the best possible clarity and perfect phasing, with no reflections off the windshield.

The component system uses a pair of KICKER KS-Series one-inch, silk-dome tweeters, sitting on top of neo-powered, 2.5-inch midranges inside tuned enclosures. Mounted on a secure ball-joint positioning system and independently adjustable tweeter pod, the KSMT can be easily moved to the ideal spot in your vehicle. Install this self-enclosed system nearly anywhere on your A-pillar or dash - in any position you need - for a completely customized fit.

Equipped with precise acoustic control, the tweeter has an 18dB crossover while the midrange has a dedicated 6dB bandpass crossover. The resulting tonality is as precise and natural as the artist intended - and exactly as it should be.

## POWER POINTS

- Mid/tweeter pod elevates soundstage for superior imaging
- Secure ball-joint base tilts and rotates for precise positioning
- On-axis design provides excellent staging
- Mounts on A-pillar or dash
- Lightweight, powerful neodymium motor structures on both drivers

speaker size: in, cm . power handling: watts PEAK/RMS . impedance: Ohms . Power handling assumes typical music program with minimal clipping; varies with enclosure size. See your KICKER dealer for complete details. Based on measurements of 4Ω models.

KSMT2504: WOOFER: 2-1/2, 63.5 TWEETER: 1, 25 POWER: 100/50 FREQ: 400-21K







# KS-SERIES SILK-DOME TWEETERS

Upgrading to the high-performance KS-Series Tweeters brings your soundstage to life. The 1-inch (25mm) KST250 Tweeters and the 3/4-inch (20mm) KST200 both utilize extremely lightweight neodymium magnets and a silk-dome composition for the smoothest, most natural sound and precise high-frequency response.

The in-line, 12dB/octave crossover makes your install simpler with nothing additional to mount. They allow high-pass frequencies from 4500Hz (KST200) or 3500Hz (KST250), with a poly-switch to protect against excessive power and distortion.

KS-Series Tweeters can be mounted in any one of three styles: flush, angled or the highly flexible and recommended swivel surface-mount pods. You get the look you need with the realism you crave.

KS Tweeters feature the innovative surface-mount pod option with swivel mount, that's sure to please. Mounted on a highly flexible ball joint, easily position the pod to the exact location you want for the best possible imaging!

- POWER  
POINTS
- > Angle/Flush, and now Pod-mounting options for excellent imaging
  - > High-frequency drivers with natural highs and extended frequency range
  - > Lightweight neodymium magnets and smooth-sounding silk domes

speaker size: in, cm . power handling: watts PEAK/RMS . impedance: Ohms . Power handling assumes typical music program with minimal clipping. See your KICKER dealer for complete details. Based on measurements of 4Q models.

KST200:	TWEETER: 3/4, 20	POWER: 125/65	FREQ: 4.5k-21k
KST250:	TWEETER: 1, 25	POWER: 150/75	FREQ: 3.5k-21k



KST200



# CS-SERIES TWEETERS

Replace dull factory highs with CS-Series Tweeters. Neodymium magnets and titanium domes reveal every detail of your music, even when used with a factory audio system. A 6dB/octave inline crossover ensures only the proper frequencies are sent to the drivers, and a built-in poly-switch protector gives you peace of mind at those higher volumes you love.

A complete acoustic upgrade in a single box, the 20mm tweeters are optimized to fit any vehicle with a flush, surface and angled mounting kit included. Getting a custom look to go with your custom sound has never been easier.

## POWER POINTS

- > High-frequency upgrade for dull factory tweeters
- > Lightweight neodymium magnets and titanium domes
- > Three mounting options for a proper acoustic direction and look

speaker size: in, mm . power handling: watts PEAK/RMS . frequency response in Hz. Power handling assumes typical music program with minimal clipping. See your KICKER dealer for complete details.

**CST20:**    **TWEETER:** 3/4, 20    **POWER:** 100/50    **FREQ:** 4.5-21k

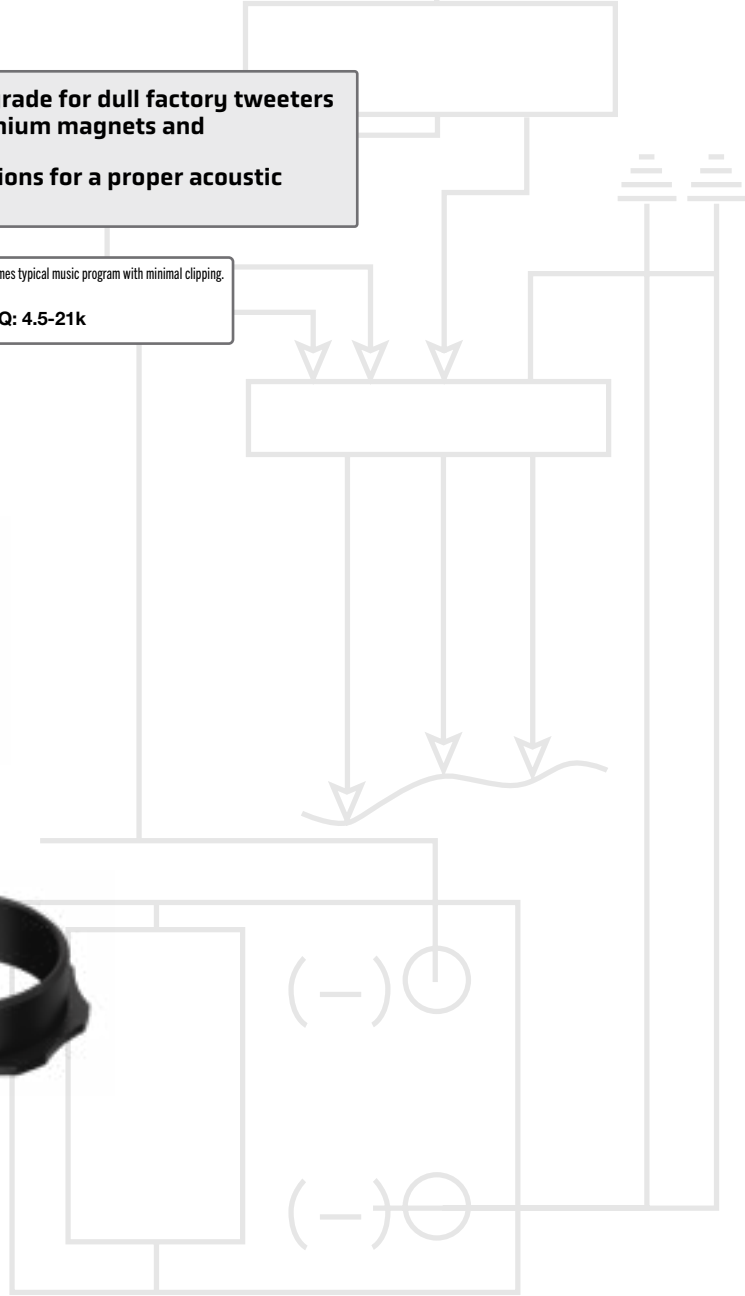


Photo courtesy of NotStock Photography



MODEL	ST SPEAKERS ST7MB	ST SPEAKERS ST9MB
Woofers [in, mm]	7,18	9, 23
Rated Impedance [Ω]	4 or 8	4 or 8
Recommended Amplifier Power [Watts RMS]	50–250	50–300
Peak Power Handling [Watts]:	500	600
Sensitivity [1W, 1m]	92	94
Frequency Response [Hz]	80–7.5k	80–5.5k
Mounting Hole Diameter [in, mm]	5-7/16,139	6-5/8, 168
Mounting Depth [in, mm]	3-3/16, 81	3-11/16, 93
Magnet Material	Ferrite	Ferrite
Woofer Cone Material	Pressed Pulp	Pressed Pulp
Woofer Surround Material	Treated Cloth	Treated Cloth

MODEL	KS COMPONENTS KSS365	KS COMPONENTS KSS369	KS COMPONENTS KSS269
Woofers [in, mm]	6-1/2, 160	6 x 9, 160 x 230	6 x 9, 160 x 230
Midrange [in, mm]	2-3/4, 70	2-3/4, 70	2-3/4, 70
Tweeters [in,mm]	1, 25	1, 25	—
Dome Material	Silk	Silk	Silk
Rated Impedance [Ω]	4	4	4
Recommended Amplifier Power [Watts RMS]	15-80	15-100	100
Peak Power Handling [Watts]:	160	200	200
Sensitivity [1W, 1m]	N/A	N/A	92
Frequency Response [Hz]	35-21k	30-21k	30-20k
Woofers Mounting Hole Diameter [in, mm]	4-13/16, 123	5-11/16 x 8-7/16, 144 x 215	5-11/16 x 8-7/16, 144 x 215
Woofers Bottom Mount Depth [in, mm]	1-13/16, 46	2-15-16, 75	2-15-16, 75
Flush Mount Tweeters Hole Diameter [in,mm]	1-3/4, 45	2-3/8, 61	2-3/8, 61
Flush Mount Tweeters Depth [in,mm]	11/16, 17	1-1/4, 32	1-1/4, 32
High Pass [dB], at Frequency [Hz]	6, 5000	6, 5000	12, 4,000
Low Pass [dB], at Frequency [Hz]	6, 2000	6, 2000	None
High Frequency Output Attenuation [dB]	0, 4.5, 9	0, 4.5, 9	0, 4.5, 9



MODEL	KS COMPONENTS KSS50	KS COMPONENTS KSS650	KS COMPONENTS KSS670	KS COMPONENTS KSS680	KS COMPONENTS KSS690	KS COMPONENTS KSMT2504
Woofers [in, mm]	5-1/4, 130	6-1/2, 160	6-3/4, 165	6 x 8, 160x200	6 x 9, 160x230	2-1/2, 63.5
Tweeters [in,mm]	1, 25	1, 25	1, 25	1, 25	1, 25	1, 25
Dome Material	Silk	Silk	Silk	Silk	Silk	Silk
Rated Impedance [Ω]	4	4	4	4	4	4
Recommended Amplifier Power [Watts RMS]	100	125	125	100	150	50
Peak Power Handling [Watts]:	200	250	250	200	300	100
Sensitivity [1W, 1m]	88	90	91	91	92	80
Frequency Response [Hz]	38–21k	35–21k	35–21k	35–21k	30–21k	400–21k
Woofers Mounting Hole Diameter [in, mm]	4-1/2, 115	4-13/16, 123	5-9/16, 141	5 x 7-1/8, 127x182	5-5/8 x 8-7/16, 143 x 215	9/16, 15
Woofers Bottom Mount Depth [in, mm]	1-3/4, 45	1-13/16, 46	1-13/16, 46	2-1/4, 58	2-15/16, 75	1-1/16, 26.3
Flush Mount Tweeters Hole Diameter [in,mm]	1-3/4, 45	1-3/4, 45	1-3/4, 45	1-3/4, 45	1-3/4, 45	N/A
Flush Mount Tweeters Depth [in,mm]	11/16, 17	11/16, 17	11/16, 17	11/16, 17	11/16, 17	N/A
High Pass [dB], at Frequency [Hz]	12, 4,000	12, 4,000	12, 4,000	12, 4,000	12, 4,000	12, 4,000
High Frequency Output Attenuation [dB]	0, 4.5, 9	0, 4.5, 9	0, 4.5, 9	0, 4.5, 9	0, 4.5, 9	0, 4.5, 9

MODEL	CS COMPONENT SPEAKERS CSS65	CS COMPONENT SPEAKERS CSS67	CS COMPONENT SPEAKERS CSS68	CS COMPONENT SPEAKERS CSS69
Woofers [in, mm]	6-1/2, 160	6-3/4, 165	6 x 8, 160 x 200	6 x 9, 160 x 230
Tweeters [in,mm]	3/4, 20	3/4, 20	3/4, 20	3/4, 20
Rated Impedance [Ω]	4	4	4	4
Rec. Amplifier Power [Watts peak]	300	300	225	450
Rec. Amplifier Power [Watts RMS]	100	100	75	150
Sensitivity [1W, 1m]	90	90	90	90
Frequency Response [Hz]	35–21k	35–21k	40–21k	30–21k
Mounting Hole Diameter [in, mm]	4-13/16, 123	5-1/2, 140	5 x 7-3/16, 126 x 182	5-5/8 x 8-7/16,143 x 215
Top Mount Depth [in, mm]	1-11/16, 43	1-13/16, 47	2-3/16, 56	3-3/16, 8
Grilles	Yes	Yes	No	Yes
High Pass [dB], at Frequency [Hz]	12, 4,000	12, 4,000	12, 4,000	12, 4,000
Low Pass [dB], at Freq. [Hz]	12, 4,000	12, 4,000	12, 4,000	12, 4,000
High Frequency Output Attenuation [dB]	0, +3, +6	0, +3, +6	0, +3, +6	0, +3, +6

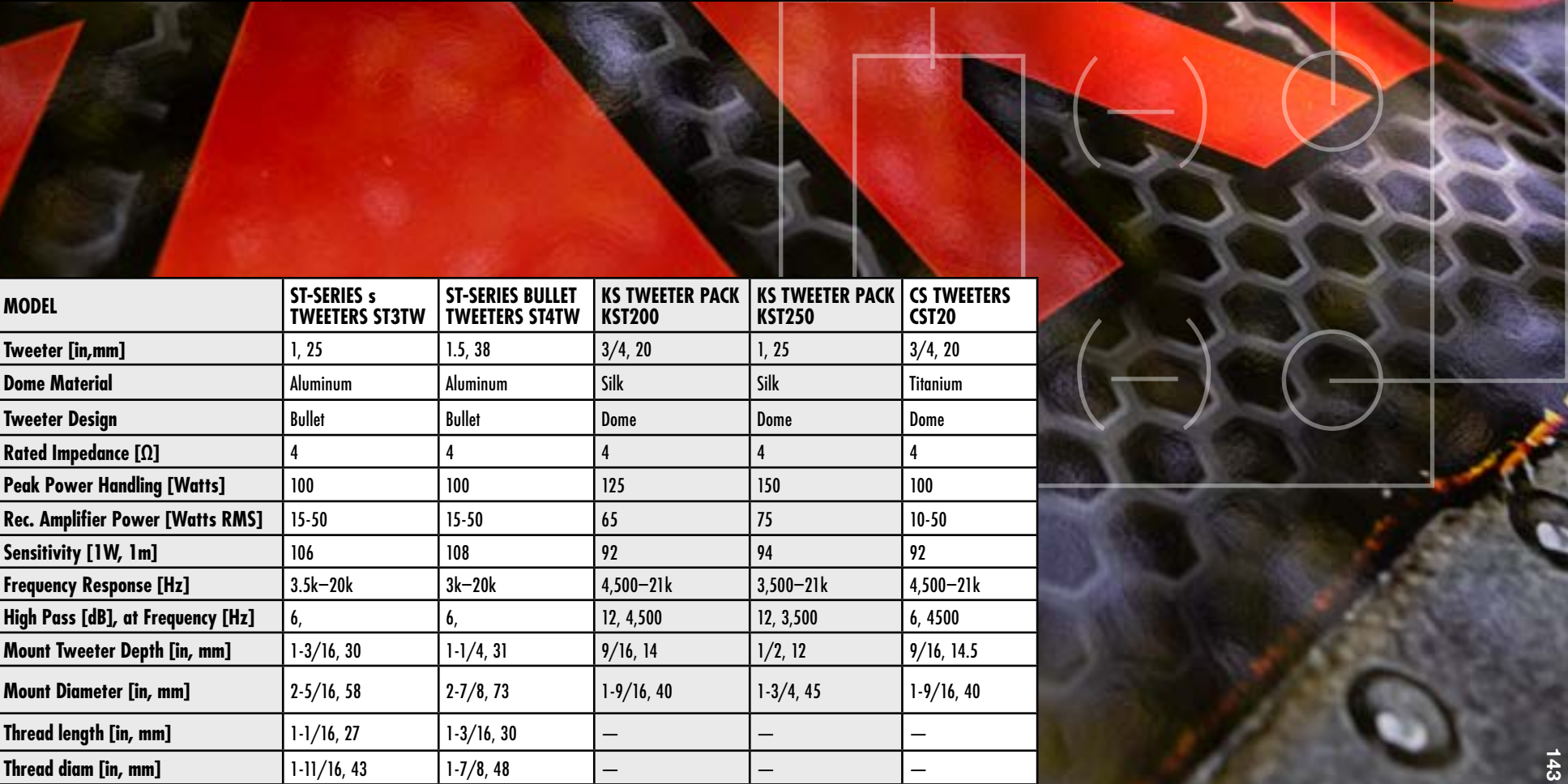




MODEL	KSC COAXIALS KSC270	KSC COAXIALS KSC350	KSC COAXIALS KSC40	KSC COAXIALS KSC460	KSC COAXIALS KSC4100	KSC COAXIALS KSC50	KSC COAXIALS KSC650	KSC COAXIALS KSC670	KSC COAXIALS KSC680	KSC COAXIALS KSC690	KSC 3-WAY KSC6930
Speaker Design	Midrange	2 - Way	2 - Way	2 - Way	2 - Way	2 - Way	2 - Way	2 - Way	2 - Way	2 - Way	3 - Way
Woofer [in, mm]	NA	3-1/2, 89	4, 100	4x6, 100x160	4x10, 100x250	5-1/4, 130	6-1/2, 160	6-3/4, 165	6 x 8, 160x200	6 x 9, 160x230	6 x 9, 160x230
Midrange [in, mm]	2-3/4, 70	—	—	—	—	—	—	—	—	—	1, 25
Tweeter [in,mm]	NA	1/2, 13	1/2, 13	1/2, 13	1/2, 13	3/4, 20	3/4, 20	3/4, 20	3/4, 20	1, 25	3/4, 20
Impedance [Ω]	4	4	4	4	4	4	4	4	4	4	4
Rec. Amp. Power [Watts RMS]	50	50	75	75	75	75	100	100	75	150	150
Sensitivity [1W, 1m]	85	88	88	88	88	90	90	90	90	92	92
Freq. Response [Hz]	300–20k	80–20k	60–20k	50–20k	45–20k	45–21k	43–21k	40–21k	45–21k	30–21k	30–21k
Mount. Hole Diam. [in, mm]	3-1/16, 78	3-1/16, 78	3-11/16, 94	4x5-5/16, 101x151	3-7/8x9-3/8, 99x238	4-1/2, 115	4-13/16, 123	5-9/16, 141	5 x 7-3/16, 127 x 182	5-11/16 x 8-7/16, 144 x 215	5-11/16x8-7/16, 144x215
Top Mount Depth [in, mm]	1-5/8, 41.5	1-5/8, 42	1-13/16, 46	1-11/16, 44	2-3/8, 61	1-3/4, 45	1-13/16, 46	1-13/16, 46	2-1/4, 58	3-3/16, 81	3-1/8, 80
Bottom Mount Depth [in, mm]	1-7/8, 48.5	1-7/8, 49	2-1/16, 51	2, 51	2-13/16, 71	2, 52	2-3/16, 54	2, 50	2-5/8, 67	3-11/16, 93	3-5/8, 92
Tweeter Protrusion [in,mm]	NA	3/16, 4	1/8, 3	1/16, 2	0	1/4, 6	5/16, 8	3/8, 10	1/16, 2	1/16, 1	3/16, 5
Grilles	No	No	Yes	No	No	Y (sold separately)	Yes	Yes	No	Yes	Yes
Tweeter Magnet Material	NA	Neodymium	Neodymium	Neodymium	Neodymium	Neodymium	Neodymium	Neodymium	Neodymium	Neodymium	Neodymium
Tweeter Dome Material	NA	Silk	Silk	Silk	Silk	Silk	Silk	Silk	Silk	Silk	Silk

MODEL	CS COAXIALS CSC354	CS COAXIALS CSC44	CS COAXIALS CSC464	CS COAXIALS CSC4104	CS COAXIALS CSC54	CS COAXIALS CSC654	CS COAXIALS CSC674	CS COAXIALS CSC684	CS COAXIALS 3-WAY CSC6934
Speaker Design	2 - Way	2 - Way	2 - Way	2-Way	2 - Way	2 - Way	2 - Way	2 - Way	3 - Way
Woofers [in, mm]	3-1/2, 89	4, 100	4 x 6, 100 x 160	4x10, 102x254	5-1/4, 130	6-1/2, 160	6-3/4, 165	6 x 8, 160 x 200	6 x 9, 160 x 230
Midranges [in, mm]	N/A	N/A	N/A	N/A	N/A	N/A	N/A	N/A	2, 50
Tweeters [in, mm]	1/2, 13	1/2, 13	1/2, 13	1/2, 13	1/2, 13	1/2, 13	1/2, 13	1/2, 13	1/2, 13
Impedance [Ohms]	4	4	4	4	4	4	4	4	4
Rec. Amplifier Power [Watts peak]	90	150	150	225	225	300	300	225	450
Rec. Amplifier Power [Watts RMS]	10–30	10–50	10–50	10–75	10–75	10–100	10–100	10–75	10–150
Sensitivity [dB 1w/1m]	88	88	88	90	90	90	90	90	92
Freq. Response [Hz]	80–20k	60–20k	50–20k	45–20k	45–20k	40–20k	40–20k	45–20k	30–20k
Mounting Depth [in, mm]	1-11/16, 42	1-13/16, 46	1-11/16, 43	1-3/4, 45	1-3/4, 45	1-11/16, 43	1-13/16, 47	2-3/16, 56	3-3/16, 81
Mounting Diameter [in, mm]	3, 78	3-3/4, 95	4 x 6, 10.1 x 152	4-1/2, 115	4-1/2, 115	4-13/16, 123	5-1/2, 140	5 x 7-3/16, 12.6 x 182	5-5/8 x 8-7/16, 143 x 215
Grilles	No	Yes	No	Yes	Yes	Yes	Yes	No	Yes

MODEL	DS COAXIALS DSC350	DS COAXIALS DSC40	DS COAXIALS DSC460	DS COAXIALS DSC50	DS COAXIALS DSC650	DS COAXIALS DSC670	DS COAXIALS DSC680	DS 3-WAY DSC6930
Woofer [in, mm]	3-1/2, 89	4, 100	4 x 6, 100 x 160	5-1/4, 130	6-1/2, 160	6-3/4, 165	6 x 8, 160 x 200	6 x 9, 160 x 230
Midrange [in, mm]	N/A	N/A	N/A	N/A	N/A	N/A	N/A	2, 50
Tweeter [in, mm]	1/2, 13	1/2, 13	1/2, 13	1/2, 13	1/2, 13	1/2, 13	1/2, 13	1/2, 13
Impedance [Ohms]	4	4	4	4	4	4	4	4
Rec. Amplifier Power [Watts peak]	80	120	120	200	240	240	200	360
Rec. Amplifier Power [Watts RMS]	20	30	30	50	60	60	50	90
Sensitivity [dB 1w/1m]	88	88	88	90	90	90	90	92
Frequency Response [Hz]	80-20k	60–20k	50–20k	45–20k	40–20k	40–20k	45–20k	30–20k
Mounting Depth [in,mm]	1-11/16, 42	1-13/16, 46	1-11/16, 43	1-3/4, 45	1-11/16, 43	1-13/16, 47	2-3/16, 56	3-3/16, 81
Mounting Diameter [in, mm]	3, 78	3-3/4, 95	4 x 6, 101x152	4-1/2, 115	4-13/16, 123	5-1/2, 140	5 x 7-3/16, 126 x 182	5-5/8 x 8-7/16, 151 x 215
Grilles	No	Yes	No	Yes	Yes	Yes	No	Yes



MODEL	ST-SERIES s TWEETERS ST3TW	ST-SERIES BULLET TWEETERS ST4TW	KS TWEETER PACK KST200	KS TWEETER PACK KST250	CS TWEETERS CST20
Tweeter [in,mm]	1, 25	1.5, 38	3/4, 20	1, 25	3/4, 20
Dome Material	Aluminum	Aluminum	Silk	Silk	Titanium
Tweeter Design	Bullet	Bullet	Dome	Dome	Dome
Rated Impedance [Ω]	4	4	4	4	4
Peak Power Handling [Watts]	100	100	125	150	100
Rec. Amplifier Power [Watts RMS]	15-50	15-50	65	75	10-50
Sensitivity [1W, 1m]	106	108	92	94	92
Frequency Response [Hz]	3.5k–20k	3k–20k	4,500–21k	3,500–21k	4,500–21k
High Pass [dB], at Frequency [Hz]	6,	6,	12, 4,500	12, 3,500	6, 4500
Mount Tweeter Depth [in, mm]	1-3/16, 30	1-1/4, 31	9/16, 14	1/2, 12	9/16, 14.5
Mount Diameter [in, mm]	2-5/16, 58	2-7/8, 73	1-9/16, 40	1-3/4, 45	1-9/16, 40
Thread length [in, mm]	1-1/16, 27	1-3/16, 30	—	—	—
Thread diam [in, mm]	1-11/16, 43	1-7/8, 48	—	—	—



# ACCESSORIES

**KICKER ACCESSORIES DELIVER WITH USEFUL FEATURES AND ADDED DETAILS THAT ANY INSTALLER WILL APPRECIATE. FULL-SPEC, HYPER-FLEX™ WIRE, POWER KITS THAT INCLUDE ALL THE NECESSARY COMPONENTS AND AUTOMOTIVE-GRADE BRASS HARDWARE THAT FOCUSES ON USER-FRIENDLY DESIGN— ALL PRACTICAL TOOLS ANY INSTALLER NEEDS TO GET THE JOB DONE.**



Photo courtesy of NotStock Photography

## FULL-SPEC COMPLETE POWER KITS

- > **KICKER top-quality, Hyper-Flex™ power, ground and turn-on**
- > **High-performance K-Series speaker wire and interconnects in ultra-compact, easy-to-use design**
- > **Heavy-duty AFS fuse holder and fuses featuring K-Mount™ for screws or zip ties**
- > **Convenient kit includes terminals, spade and ground lugs, zip ties – all the details**
- > **One additional year of KICKER amplifier warranty if purchased with the amp**

CK8: GAUGE: 8AWG TYPE: 2-channel /// CK4: GAUGE: 4AWG TYPE: 2-channel

### COMPLETE KITS INCLUDE:

- > 12GA Q-Series speaker wire [12 ft.]
- > K-Series 2-channel interconnects [5m]
- > Frost-blue power cable [17 ft.]
- > Ring terminal for blue cable
- > Black braid tube on blue cable [4 ft.]
- > 4 shrink tubes with KICKER logo for braid tube
- > Frost-gray power cable [4 ft.]
- > Ring terminal and logo shrink tube
- > Clear-PVC remote wire [17 ft.]
- > FHS AFS fuse holder [4/8GA]
- > AFS fuse [100A or 60A]
- > 18GA red vinyl butt splice
- > 6 black cable ties [6 inch]
- > Grommets, ground lug with washer



CK8



## FULL-SPEC V-SERIES COMPLETE POWER KITS

- > **Features 6AWG and 8AWG, top-quality Hyper-Flex™ power, ground and turn-on cables**
- > **K-Series speaker wire and dual-injection 2-ch. interconnects also included**
- > **AFS fuse holder and 80A AFS fuse [6AWG] or 60A AFS fuse [8AWG]**
- > **Insulated crimp connectors and zip ties**
- > **One additional year of amp warranty is included if purchased with a KICKER amp**

VK8: GAUGE: 8AWG TYPE: 2-channel /// VK6: GAUGE: 6AWG TYPE: 2-channel

### COMPLETE KITS INCLUDE:

- > 16GA yellow/gray speaker wire [14 ft.]
- > 2-channel, dual-injection interconnects [16 ft.]
- > Matte red power cable [16.5 ft.]
- > Ring terminal for red cable
- > Nylon mesh loom on red cable [6 ft.]
- > Matte black power cable [2.5 ft.]
- > Ring terminal for black cable
- > Blue remote wire [19 ft.]
- > MANL fuse holder [6/8GA]
- > Nickel-plated MANL fuse [80A or 60A]
- > 2 seamed crimp spade terminals [red/blk]
- > 18-22GA red vinyl butt connector
- > 2 18-22GA spade connectors [gray/blk]
- > 6 black cable ties [4 inch]
- > Snap bushing grommet]



VK8





FULL-SPEC POWER KITS

- > Innovative Hyper-Flex™ power, ground, turn-on and inline AFS fuse holder
- > Wire constructed of tinned, oxygen-free copper for max signal transfer
- > All connectors and zip ties needed to complete the job
- > One additional year of KICKER amplifier warranty if purchased with the amp

PK8: GAUGE: 8AWG  
PK4: GAUGE: 4AWG

COMPLETE KITS INCLUDE:

- > Frost-blue power cable [17 ft.]
- > Ring terminal for blue cable
- > Black braid tube on blue cable [4 ft.]
- > 4 shrink tubes with KICKER logo for braid tube
- > Frost-gray power cable [4 ft.]
- > Ring terminal and logo shrink tube
- > Clear-PVC remote wire [17 ft.]
- > FHS AFS fuse holder [4/8GA]
- > AFS fuse [100A or 60A]
- > 18GA red vinyl butt splice
- > 6 black cable ties [6 inch]
- > Grommets, ground lug with washer



DUAL-AMP FULL-SPEC POWER KITS

- > Extra cable lengths and accessories for a larger system
- > Innovative KICKER Hyper-Flex™ power, ground and turn-on
- > Heavy-duty AFS fuse holders and fuses
- > All connectors and zip ties needed to complete the job
- > One additional year of KICKER amplifier warranty if purchased with the amp

PKD4: GAUGE: 4AWG  
PKD1: GAUGE: 1/0AW



DUAL-AMP POWER KITS INCLUDE:

- > Frost-blue power cable [17 ft.]
- > Ring terminal for blue cable
- > Black braid tube on blue cable [4 ft.]
- > 4 shrink tubes with KICKER logo for braid tube
- > Frost-blue power cable [4 ft.]
- > Frost-gray power cable [4 ft.]
- > 2 ring terminals and logo shrink tubes for gray cable
- > Frost-gray power cable [3 ft.] – PKD1 only
- > Ring terminal for gray cable – PKD1 only
- > Shrink tube with KICKER logo – PKD1 only
- > Clear-PVC remote wire [17 ft.]
- > FHS AFS fuse holder [0/4 or 4/8GA]
- > AFS fuse [200A or 100A]
- > FHD dual AFS holder
- > 2 AFS fuses for dual holder [100A] – PKD1
- > 2 AFS fuses for dual holder [60 and 40A] – PKD4
- > 22-18GA red vinyl butt splice
- > 6 black cable ties [6 inch]
- > Grommets, 2 ground lugs with washers



Q-SERIES INTERCONNECT CABLE

- > High-end, sophisticated signal cable for long-term, trouble-free connections
- > K-Grip™ connectors offer sure grip and compact size for slip-free installation
- > K-Grip features heavy-duty, proprietary-machined metal ends with rubber grips
- > Large K-cut collars and split center pins provide the most contact and max signal transfer
- > K-Grip line union ultra-slim for snag-free cable routing in tight places
- > Integrated AR™ foil shield over tightly twisted wire eliminates radiated noise by up to 9dB
- > Rugged braided jacket over foil shield offers further wire protection

QI21:	TYPE: 2-channel	LENGTH: 1 meter	QI25:	TYPE: 2-channel	LENGTH: 5 meters
QI22:	TYPE: 2-channel	LENGTH: 2 meters	QI26:	TYPE: 2-channel	LENGTH: 6 meters
QI23:	TYPE: 2-channel	LENGTH: 3 meters	QI44:	TYPE: 4-channel	LENGTH: 4 meters
QI24:	TYPE: 2-channel	LENGTH: 4 meters	QI46:	TYPE: 4-channel	LENGTH: 6 meters




QI24

K-SERIES INTERCONNECT CABLE

- > Split-pin RCAs with silver-tinned, OFC wire for superior bass response and signal clarity
- > K-Grip™ dual-mold connectors offer sure grip and ergonomically shaped for slip-free installation
- > K-Grip line union ultra-slim for snag-free cable routing in tight places
- > KIYFM kit includes 2 Y-cables [1 female/2 male] and 6 custom adapters [4 F/F and 2 M/M]
- > KISL features 16ga speaker wire-to-RCAs and includes F/F adapters – no extra parts needed

KI21:	TYPE: 2-channel	LENGTH: 1 meter
KI22:	TYPE: 2-channel	LENGTH: 2 meters
KI23:	TYPE: 2-channel	LENGTH: 3 meters
KI24:	TYPE: 2-channel	LENGTH: 4 meters
KI25:	TYPE: 2-channel	LENGTH: 5 meters
KI26:	TYPE: 2-channel	LENGTH: 6 meters
KI44:	TYPE: 4-channel	LENGTH: 4 meters
KI46:	TYPE: 4-channel	LENGTH: 6 meters
KIYFM:	TYPE: Y-adaptor kit, male and female	LENGTH: N/A
KISL:	TYPE: 2-ch speaker-to-RCA converter, no LOC	LENGTH: 0.5 meter



SIX CUSTOM ADAPTERS

KIYFM

POWER WIRE

- > Spools of full-spec, multi-strand OFC wire covered in virgin PVC
- > Cobalt blue and gun-metal gray Hyper-Flex™ insulation for ultimate bend and twist
- > Super-flexible under hot or cold temperature extremes
- > Top-quality construction

PWB8200:	COLOR: BLUE	GAUGE: 8AWG	LENGTH: 200 ft
PWG8200:	COLOR: GRAY	GAUGE: 8AWG	LENGTH: 200 ft
PWB4100:	COLOR: BLUE	GAUGE: 4AWG	LENGTH: 100 ft
PWG4100:	COLOR: GRAY	GAUGE: 4AWG	LENGTH: 100 ft
PWB050:	COLOR: BLUE	GAUGE: 1/0AWG	LENGTH: 50 ft
PWG050:	COLOR: GRAY	GAUGE: 1/0AWG	LENGTH: 50 ft



PWB4100



### Q-SERIES SPEAKER WIRE

- > Cleanest audio signal and long-term dependability from KICKER’s high-end wire
- > Tightly twisted, silver-tinned OFC wire (12AWG) eliminates noise
- > Full-spec, Hyper-Flex wire can be identified by touch – frost-blue positive is protected by a square PVC jacket, frost-clear negative is round
- > Wire available in bulk spool or by job (20 feet)

QW1220: GAUGE: 12AWG LENGTH: 20 ft  
QW12150: GAUGE: 12AWG LENGTH: 150 ft spool



QW12150



### K-SERIES SPEAKER WIRE

- > Reliable, classic 16AWG wire featuring noise-killing, tightly twisted OFC
- > Silver-tinned, oxygen-free copper wire for superior bass response and signal clarity
- > Full-spec, Hyper-Flex wire can be identified by touch – frost-blue positive is protected by a square PVC jacket, frost-clear negative is round
- > Two wire sizes – bulk spool or by job

KW1620: GAUGE: 16AWG LENGTH: 20 ft  
KW16400: GAUGE: 16AWG LENGTH: 400 ft spool



KW16400



### KM-SERIES SPEAKER/RGB COMBO WIRE & RGBW LED WIRE

- > KMWRGB150 is a speaker-and-lighting-wire combo in a single jacket
- > MSRGBW150 is a 5-conductor, lighting-only spool featuring white channel
- > Durable 16AWG speaker wire with 18AWG RGB LED wire, or the 18AWG RGBW LED wire
- > Soft, flexible, weather-resistant jacketing makes it easy to route around corners

KMWRGB150: GAUGE: 16AWG/18AWG LENGTH: 150 ft spool  
MSRGBW150: GAUGE: 18AWG LENGTH: 150 ft spool



KMWRGB150



### BRASS ACCESSORIES

- > All KICKER brass is smaller and more functional than ever, covering the details every installer can appreciate
- > Uses Versa-Gauge™ connection points – oversized convex screws for rock-solid termination and secure connections
- > Wire receptacles work with most size wire (1/0-8AWG or 4-8AWG) for clean, sharp install
- > All brass uses stout 5mm screws so only a single wrench is required
- > No-fail Battery Terminal includes a negative-post adapter collar that locks into place for tight grip and best connection
- > Innovative Terminal comes with red and black fasteners for the tinted cover to match applications
- > Terminal also includes convenient ∞Gauge™ side terminal for additional connection options and flexibility
- > Fuse holders feature K-Mount™ two-stage mounting holes to accommodate screws or zip ties for added stability

BT4:	USE: pos/neg battery terminal	SIZE/TYPE: (2) 1/0-8AWG, (1) 4-8AWG
DB4:	USE: distribution block	SIZE/TYPE: (2) 1/0-8AWG in, (4) 4-8AWG out
FHS:	USE: AFS fuse holder	SIZE/TYPE: 1/0-8AWG in/out, single fuse
FHD:	USE: AFS fuse holder	SIZE/TYPE: 1/0-8AWG in/out, dual fuse
GT2:	USE: ground termination block	SIZE/TYPE: (2) 1/0-8AWG in



GT2



BT4



DB4



### FUSES

- > Automotive-grade, platinum-plated AFS fuses
- > Consistently provides peak current demands and insures complete protection
- > Two fuses per pack so there’s always a spare

AFS60:	POWER: 60 amp
AFS80:	POWER: 80 amp
AFS100:	POWER: 100 amp
AFS200:	POWER: 200 amp





# INTEGRATE

**YOU WANT A GOOD SOUND SYSTEM IN YOUR RIDE, AND YOU SEEK A QUICK RESOLUTION THAT DOESN'T TAKE UP VALUABLE SPACE OR TRANSFORM YOUR INTERIOR. AND YOU WANT IT DIALED IN THE WAY YOU WANT TO HEAR IT. KICKER SIGNAL PROCESSORS PROVIDE AN INTENSE RESULT – TRUST US.**



## KISLOAD2 2CH./ KISLOAD4 4 CH. SMART RADIO INTERFACE

The first aftermarket solution of its kind, KICKER solves a problem common in newer vehicles with premium audio systems. When adding an aftermarket amplifier to these vehicles, a consistent load is required. The KICKER KISLOAD2 and KISLOAD4 prevent audio system shut-off by delivering the proper load to the source. Without that load, the stereo system may not turn on, or might shut off unexpectedly in vehicles such as the Jeep® JL and many modern Chrysler® models.

The KISLOAD4 accepts up to 100 watts (20 volts) of input signal from as many as four channels. It's the perfect solution for amplifying your door speakers, or creating a three-way system. The KISLOAD2 accepts up to 400 watts (40 volts) into two channels. This high-power solution is perfect for premium audio systems with a factory subwoofer or any stereo amplifier upgrade requiring a consistent load.



KISLOAD4



KISLOAD2

KISLOAD2



KISLOAD4

## KISLOC2/KISLOC LINE-OUTPUT CONVERTERS

The KISLOC2 is designed without inductors, for a completely flat frequency response at all volume levels. This innovative LOC also provides a 12-volt remote wire – so you don't have to hunt for a switched 12-volt power source.

Using the DC offset present in factory speaker wires, the KISLOC2 automatically converts that energy into a powerful 100 milli-amp, 12-volt remote wire.

Its predecessor, the KISLOC, is the world's first micro surface-mount, line-output converter.

## POWER POINTS

- > KISLOC2 features a 12-volt remote wire; standard LOCs do not
- > KISLOC2 provides a flat 20–20kHz frequency range at all volume levels
- > A 60-Ohm smart load from KISLOC2 ensures compatibility with most smart radios and aftermarket amps



KISLOC2



**MW LOADED ENCLOSURE**



MWLE10

**MSS COMPONENT SYSTEMS**



MSS65

**MSC COAXIAL SPEAKERS**



MSC8

**KXMA AMPLIFIERS**



KXMA1500.1

**KMA  
AMPLIFIER**



KMA800.1

**MW SUBWOOFER**



MWE12

**KMXL HORN-LOADED SPEAKERS**



KMXL69



KMXL65



KXMA900.5

**KSLR88 8.8-INCH LED  
ADAPTER RINGS**



**KMTCXL HORN-LOADED TOWER SYSTEMS**



KMTCL65



KMTCL8



**KMC5 MEDIA CENTER**



KMC5



KM614FL

PLEASE VISIT [KICKER.COM](http://KICKER.COM) TO SEE OUR ENTIRE LINE OF MARINE PRODUCTS




# KICKER® POWERSPORTS

KBTR RECEIVER



HDS144

HDS144



## MOTO FAIRING KITS FOR HARLEY-DAVIDSON

## BAG LIDS AUDIO KITS FOR HARLEY-DAVIDSON



HDBLVB in vivid black



HDBL69

## KPX COMPACT AMPLIFIERS



KPX300.4

## PS-SERIES MOTORCYCLE COAXIALS



PSC57




PS4

PSC65

## PXA-SERIES WATERPROOF AMPLIFIERS



PXA1000.5



PXA400.4

## PSM3 MINI-ENCLOSED SPEAKERS



PSM3

PLEASE VISIT [KICKER.COM](http://KICKER.COM) TO SEE OUR ENTIRE LINE OF POWERSPORTS PRODUCTS





SANTOPRENE IS A REGISTERED TRADEMARK OF CELANESE CORPORATION. DUPONT IS A TRADEMARK AND OWNED BY AFFILIATES OF DUPONT DE NEMOURS, INC. TETORON IS A REGISTERED TRADEMARK OF TEKRA, LLC. MYLAR IS A REGISTERED TRADEMARK OF DUPONT TEIJIN FILMS U.S. LIMITED PARTNERSHIP. FORD IS A REGISTERED TRADEMARK, OWNED AND USED UNDER LICENSE BY FORD MOTOR COMPANY. GM AND CHEVY ARE REGISTERED TRADEMARKS OF GM, ITS SUBSIDIARIES, AFFILIATES OR LICENSORS. CHRYSLER, DODGE, JEEP RAM AND FIAT ARE REGISTERED TRADEMARKS OF FCA US LLC. BLUETOOTH IS A REGISTERED TRADEMARK OF BLUETOOTH SIG, INC., AND ITS AFFILIATES. HARLEY-DAVIDSON IS A REGISTERED TRADEMARK OF H-D, INC. KLIPPEL IS A REGISTERED TRADEMARK OF KLIPPEL GMBH. AUDIO PRECISION IS A REGISTERED TRADEMARK OF AUDIO PRECISION, INC.



# 2024 KICKER®

