

KICKER®

48PXA400.4

Waterproof 4x100 Watt Class-D Full-Range amp; RoHS Compliant

Specifications

Electrical Parameters

Power (@14.4V, <1%THD+N)	4Ω Stereo	100W x 4
Power (@14.4V, <1%THD+N)	2Ω Stereo	150W x 4
Power (@14.4V, <1%THD+N)	4Ω Bridged	300W x 2
Dynamic Power (@14.4V, <10%THD+N)	4Ω Bridged	800W
Lowest Rated Impedance		2Ω Stereo / 4Ω Bridged
Signal to Noise Ratio (CEA)	1W	>-75dB
Signal to Noise Ratio	Rated Power	>-95dB
Channel Separation (Rated Power)	1000Hz	>55dB
CMRR	1000Hz	-40dB
Input Impedance		>20kΩ
Frequency Response		10Hz - 20kHz
Selectable HiPass Filter (Amp 1 & 2)	24dB / Octave BW	OFF, 80Hz, 120Hz
Selectable LoPass Filter (Amp 1 & 2)	24dB / Octave BW	OFF, 80Hz
Standby Current (Remote Off)		<2mA
Idle Current (Remote On)		<3A
Current Draw (Rated Power)		<60A
Remote Gain Attenuation (Amp 2)	*LoPass only	-26dB - 0dB
Low Level Input Sensitivity		125mV - 5V
High Level Input Sensitivity		1V - 40V
Under Voltage Protection		8.5V (warning at 10.5V)
Over Voltage Protection		16V

What's in the box?

48PXA400.4
PXA400.4 Customer Information Card
Stainless Steel Mounting Hardware
2 DC Power Wire Couplers

Physical Materials

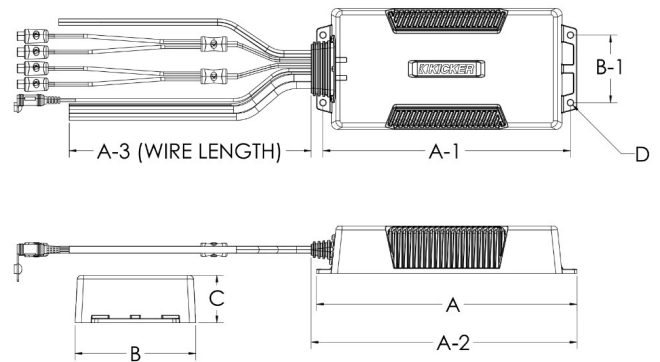
Heat Sink	Powder Coated Die Cast Aluminum
Bottom Panel	Anodized Stamped Aluminum
Signal Wire Pigtail	2x Twisted Pair Conductor RCA
Power Wire Pigtail	8AWG OFC Power and Ground/16AWG OFC Remote
Speaker Wire Pigtail	16AWG OFC Full Range (CEA Color Coding Standard)



Features

- IP66/IP67 Certified Waterproof Amplifier Design
- Inline Power and Ground Couplers that need no soldering or crimping
- Unlock DSP features with optional PXAPT and KPT software (sold separately)
- Intelligent Thermal Rollback for All-day play time
- Compact Footprint - Ideal for space challenged vehicles
- Remote Output Level Control (Amp 2 only) with CXARC (sold separately)

Unit Dimensions

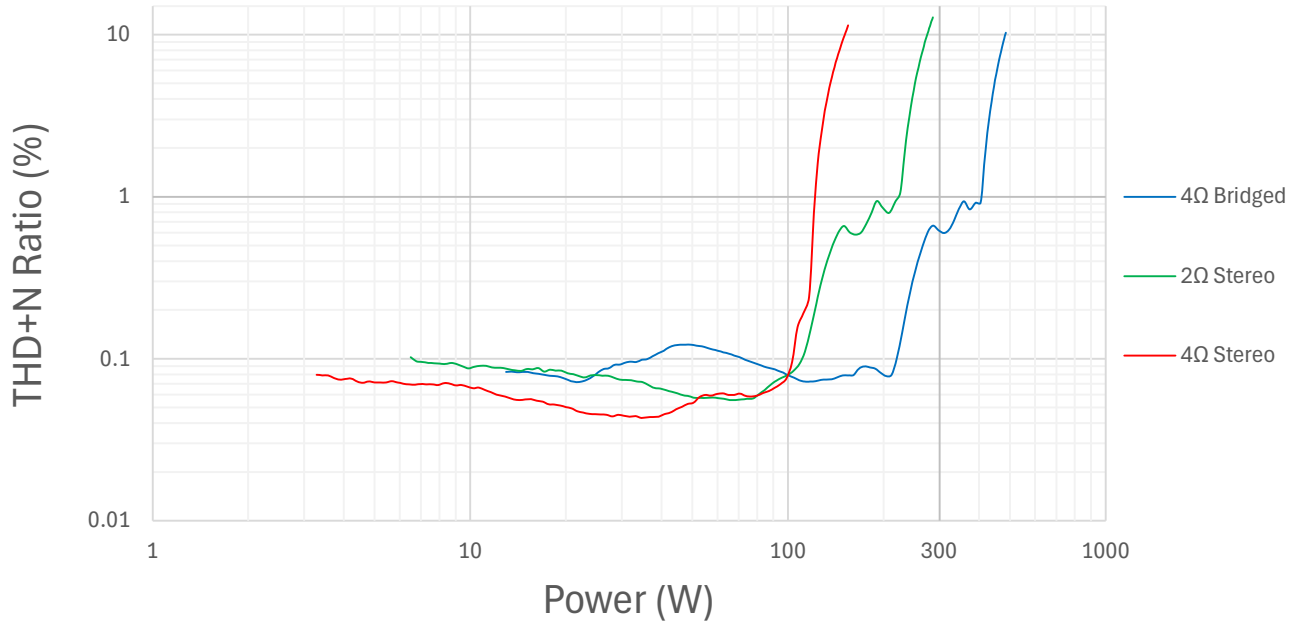


A - Overall Length	9-3/4"	247.5mm
A-1 - Mounting Holes Location - Length	9-1/4"	235.2mm
A-2 - Overall Length with Bulkhead	9-15/16"	252.6mm
A-3 - Wire Length	9-13/16"	250.0mm
B - Overall Width	4-1/2"	114.7mm
B-1 - Mounting Holes Location - Width	2-1/2"	64.0mm
C - Overall Height	1-3/4"	45.0mm
D - Mounting Hole Diameter	7/32"	5.5mm

Technical Graph Data

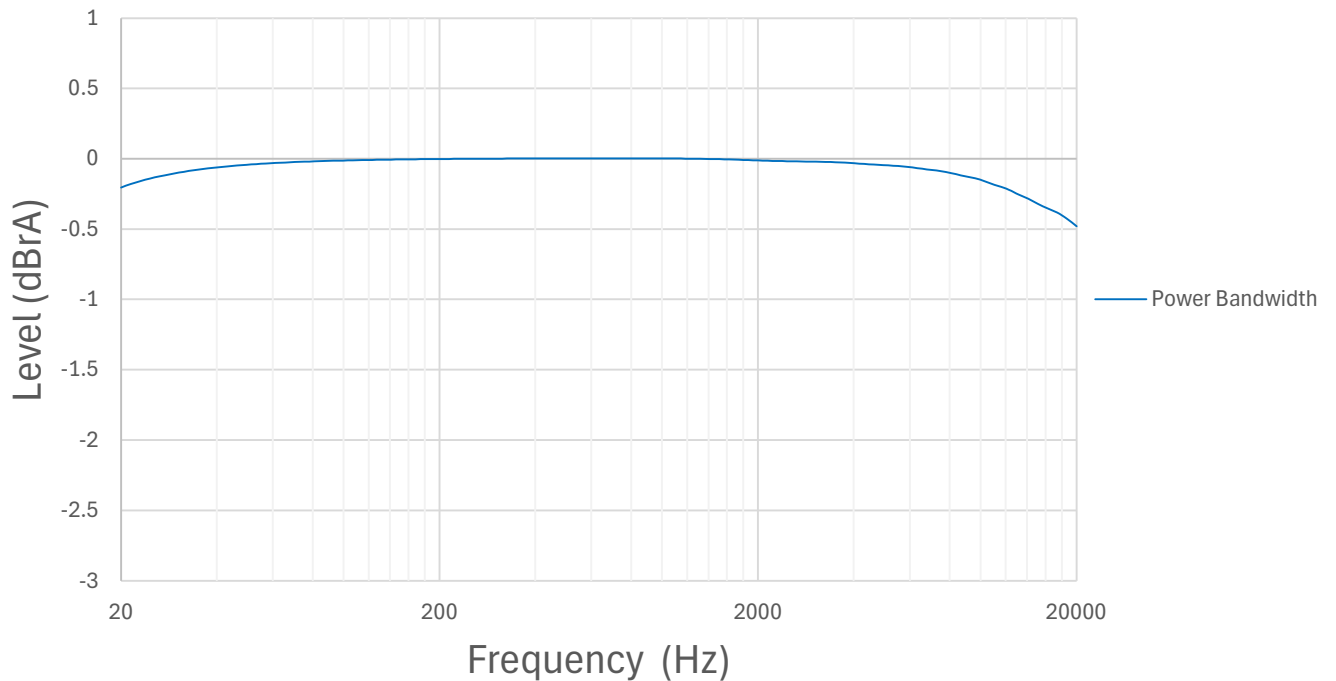
AMP1 and AMP2 - THD+N vs. Power (W) @14.4VDC

THD+N Ratio (%) vs. Power (W)

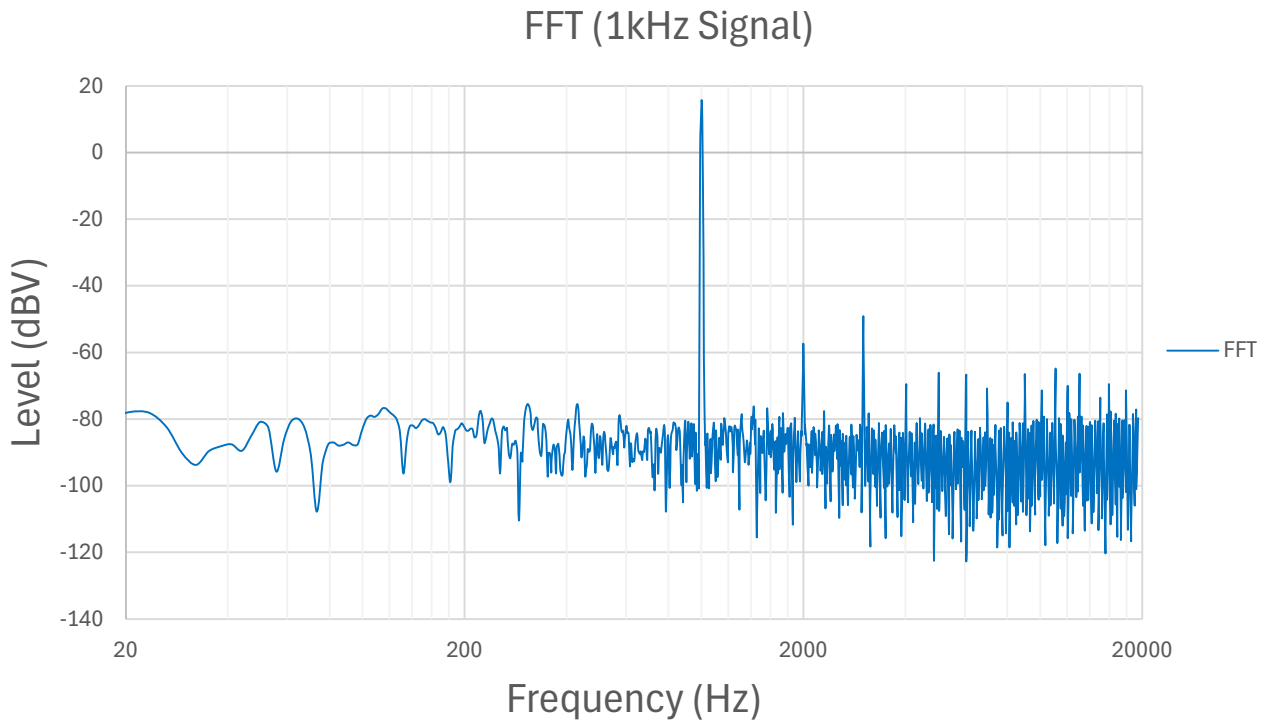


AMP1 and AMP2 - Power Bandwidth (4Ω) @14.4VDC

Power Bandwidth, re: Rated Power (100W @ 4Ω)



AMP1 and AMP2 - FFT



AMP1 and AMP2 Crossover Frequency Response

